

CANADA'S

style at home

5
HOT
Seasonal
Trends

Summer living

Secrets
to
Classic
Cottage
Decor

CITY
COASTAL
COTTAGE

What's
Your
Style?

DESIGNER
PHILIP MITCHELL
on Bringing Home
East Coast Charm

60
YEARS
together

THE ITALIAN SENSE OF BEAUTY

DELINEA design Vuesse

KITCHENS, LIVING AND BATHROOMS

Flagship Stores **NEW YORK, MIAMI, LAS VEGAS - SCAVOLINI IN CANADA: SCAVOLINI STORE TORONTO** 1330 Castlefield Ave, Toronto, Tel: 416.961.2929
SIEMA KITCHEN AND BATH 1854 W 4th Ave, Vancouver Tel: 604.569.1530 - **SCAVOLINI IN USA: SoHo, NY - Midtown, NY - Miami, FL - Las Vegas, NV - Brooklyn, NY - Los Angeles, CA - Orange County, CA - Roseville, CA - San Gabriel, CA - Aventura, FL - Chicago, IL - Boston, MA - Detroit, MI - Bergen County, NJ**

For business opportunities Scavolini USA, Inc. Tel. 212.334.6776 - contact@scavoliniusa.com
Scavolini S.p.A. Italy +39 0721443333 - contact@scavolini.com - www.scavolini.com



MADE IN ITALY
CERTIFIED

SCAVOLINI™

KOMMA



The Joys of SUMMER

On these deliciously welcome summer days, I find myself inspired by *friluftsliv*. Yes, it's another helpful idea that's migrated from Scandinavia just in time to help us get through the rest of these challenging pandemic days.

The literal translation from Norwegian is "free air life." It's about being active outside, connecting to nature, de-stressing (read more about it in "Style News," page 7). *Friluftsliv* isn't about major treks to remote wilderness – it's about finding moments in nature no matter where you live. That was something the homeowners in "Nature Nurture" (page 72) wanted when they chose to build their new house in a Montreal neighbourhood with nearby parks. The house itself embraces nature, with the city's leafy canopy on view from two rooftop terraces (one even has a Scandinavian-inspired spa). In the home's interior, they included an open-air courtyard that literally brings nature into the heart of their new home.

The colourful garden by Cynthia Ferguson (page 28) also embraces outdoor living, with a touch of Parisian flare. And in "Finding Home," we bring you to an idyllic cottage on the shores of Ontario's Georgian Bay (page 50). I think the huge window seat in the living room is the perfect spot to idyll away hours, appreciating the beauty of nature.

Even our food feature (page 92) embraces nature, with its simple plant-based recipes that incorporate good, healthy ingredients in delicious ways.

I hope you enjoy this issue, perhaps while swaying gently in a hammock under a shady tree, very *friluftsliv* style!

✉ veronique.leblanc@tva.ca f facebook.com/styleathome
 @styleathome i instagram.com/styleathome

styleathome

JUNE 2021



50



72

HOMES

50 FINDING HOME

Vintage wicker and mellowed antiques gave instant charm to this idyllic summer cottage.

60 OPEN HOUSE

A heritage-approved reno and modern layout bring a century-old home back to the future.

72 NATURE NURTURES

Light but earthy colours and an interior courtyard garden connect this home to the great outdoors.

82 ON THE LIGHT SIDE

An uplifting yet soothing palette and textures drawn from nature unite modern and traditional elements in a busy family home.

COLUMNS

7 STYLE NEWS

The best home decor products, the hottest trends and the most inspiring ideas.

14 HIGH OR LOW

One outdoor sitting area has a country club price tag, the other offers staycation savings. Can you tell which is which?

20 DESSERT OF THE MONTH

It's nearly berry season, not that you need an excuse to bake up our Raspberry Crumble Cake.

46 INSIDER'S VIEW

Designer Philip Mitchell on how to reel in the maritime charm of Canadian East Coast style.



20

When berry season begins, it's only right to indulge in the deliciousness of summer.



38



28

92

Healthy never tasted so good! Fresh herbs give this cucumber and melon salad its savoury summer flavour.



DECORATING

18 LIVE LIFE ALFRESCO

Cooking and dining outdoors lets you make the most of sweet summer weather, especially when your deck is decked to the nines.

24 MARKET WATCH

We've picked five of our favourite new looks that are guaranteed to give your house and garden sizzling summer style.

28 SCENTS & SENSIBILITY

Designer Cynthia Ferguson's captivatingly personal garden delights the senses with heady fragrance and beautiful blooms.

32 MAKING IT WORK

Two stylish set-ups for a deck and balcony work when you need to, but let you relax on your days off.

34 STYLE & SUBSTANCE

Jo Alcorn gives a small bathroom big function and breezy style.

38 THE COAST IS CLEAR

Oceanic blues and peachy sunset hues bring West Coast beauty to this Vancouver new-build.

44 THE PERFECT MIX

Discover the secret ingredients that give this kitchen its European country home style.

FOOD

92 FRESH & FABULOUS

Recipes from blogger Alexandra Daum's debut cookbook highlight early summer ingredients for a mostly plant-based menu that's mouth-watering and healthy.

REGULARS

FROM OUR EDITOR 3

WORKBOOK 96

SPOTLIGHT 98



ON THE COVER

Step inside the cottage of designer Lindsay Mens Craig, where comfort and charm reign supreme.

COVER PHOTOGRAPHY

Patrick Biller

styleathome

at your service

As a *Style at Home* subscriber, you can expect the best in subscription service. If you have any questions about your subscription, please get in touch with us at the website, phone number or address listed below. In order to help us locate your file, please provide your current mailing label or the information on it.

SUBSCRIPTION EXPIRY To find out when your current subscription expires, check the mailing label. The labels are printed several weeks before the issue is mailed, so please give us six to eight weeks advance notice for renewals and changes of address in order to avoid missing an issue.

BILLING & RENEWAL NOTICES Invoice and renewal notices are printed one week before they're mailed to you. With delivery time, it's possible that your payment or renewal order will cross in the mail with our invoice or renewal notice. If you receive yet another invoice or notice, please contact us immediately.

WRAPPER/PERFUME STRIP

We occasionally mail your issue in a protective wrapper and/or insert a perfume strip in the magazine. If you'd rather receive the magazine without a wrapper or a strip, please let us know.

PRIVACY POLICY On occasion, we make our subscriber list available to carefully screened organizations whose products or services might be of interest to you. If you prefer to have your name and postal address removed from this list, please contact us. For the complete privacy policy, please view Privacy Policy at styleathome.com.

MAIL STYLE AT HOME, P.O. Box 814,
Markham Station, Markham, ON L3P 7Z6
CALL 1-800-387-6332
Complete subscriber services are available
online at styleathome.com.

styleathome

VOLUME 24 ISSUE 04

Vice-President, TVA Publications Lyne Robitaille
Publisher, Monthly Magazines Martine Aubin
Publication Director Véronique Leblanc
Art Director Isabelle Dubuc
Features Editor Kathleen Dore
Copy Editor Katie Moore
Contributing Editor Karl Lohnes

ONE EASY WAY TO REACH US: FIRSTNAME.LASTNAME@TVA.CA

PRINTING

Printed at Transcontinental RBW Graphics, a division of Transcontinental Printing 2005 G.P., 2049 20th St. E., Owen Sound, ON N4K 5R2.
All reproduction requests must be made to COPIBEC (paper reproductions at 800-717-2022) ISSN: 1915-8998

DISTRIBUTION

Distributed by Comag

SUBSCRIPTIONS: 1-800-387-7244, STYLEATHOME.COM

STYLE AT HOME, Sub. Dept., P.O. Box 814, Markham Station, Markham, ON L3P 7Z6. Send address changes to the post office box address above, including the mailing label from your latest issue. Allow eight weeks for changes.

SUBSCRIPTION PRICES

Canadian subscriptions: **1 year = \$34.95** (plus taxes)
U.S. subscriptions: **1 year = \$90.00** (payable in advance)
International subscriptions: **1 year = \$180.00** (payable in advance)
Digital editions are available on Molto, Zinio, PressReader and Ebsco.
We occasionally use our subscriber list for marketing purposes, or share it with carefully selected companies whose products may be of interest to you. If you do not want your name to appear on this list, please notify us in writing.
Canadian Postmaster: Return undeliverable Canadian addresses to Style at Home, 123 Front Street West #909, Toronto, ON, M5J 2M2. Publications Mail Agreement 41557548, PAP Registration 08282. Postage paid at Gateway in Mississauga, ON.

OUR PRIVACY POLICY

The reproduction of written material, illustrations or photographs from this magazine is prohibited. Although all possible precautions have been taken to ensure that the information contained in *Style at Home* is accurate, it is understood that the magazine cannot be held responsible for errors or omissions that may occur in relation to the use or presentation of this information. The articles in this magazine are the exclusive responsibility of their authors.

Style at Home is published 9 times a year (except for occasional combined, expanded or premium issues) by TVA Publications Inc., 123 Front Street West #909, Toronto, ON M5J 2M2; 416-733-7600; groupe TVA.ca.

OPERATION & PRODUCTION

Director of Operation and Production, Magazines and Newspapers Johanne Perron
Production Coordinator Martine Lalonde

MARKETING, COMMUNICATIONS & EVENTS

Senior Marketing and Circulation Director Martine Aubin
Marketing Director Audrey Corriveau
Assistant Marketing Director Marie-Josée Smith
Project Manager Olga Goncalves-Costa
Director, Newsstand Sales Michel Nivischiuk
Director Circulation Evelyne Labonté

ADVERTISING SALES, TORONTO

416-227-8248 (patricia.mixemong@quebecormedia.com)
General Sales Manager Patricia Heckmann
Senior Director, Media Solutions Jérôme Leys
Sales Experts, Magazines Cathy Ellis, Andrea McBride, Vanessa Watson

ADVERTISING SALES, MONTREAL

514-598-2880 (ventespublicitaires@tva.ca)
Principal Vice-President, Sales Patrick Jutras
General Manager, Media Solutions Marie-Josée Fournier
Senior Director, Magazines & Newspapers Kimberley Rouse
Senior Directors Karl Berthomé, Geneviève Brodeur
Sale Expert, Magazines Vickie Bouthillier
Coordinator Rosina De Rose

QUEBEC CITY AND REST OF QUEBEC

418-688-9330 ext. 7500
General Sales Manager Nathalie Langevin

ADVERTISING SALES, USA

Francis Gauthier 416-227-8301

CONTENT MARKETING & CREATIVE MEDIA SOLUTIONS

Media and Content Strategist Jeremie Marcoux
Project Management and Production Inga Tangreda

SENIOR MANAGEMENT, TVA GROUP INC.

President and CEO of TVA Group Inc. France Lauzière
Senior Vice-President and Chief Operating Officer Martin Picard
President of Human Resources Jean-François Reid
Vice-President of Communications Véronique Mercier
Vice-President of Finances Anick Dubois

TVA
PUBLICATIONS

vividata
Reading Consumers

Alliance for Audited Media
MEMBER

MIX
Paper from responsible sources
FSC® C011825

Funded by the Government of Canada

Canada

For any comments, please email letters@styleathome.com
©2021 TVA Publications Inc. All rights reserved.

PRINTING PAPER IS
A RENEWABLE
RESOURCE



THINK
RECYCLING!

style news

PAINT PALETTE *of the month*

Behr **DUTCH WHITE** MQ3-31,
Home Depot, homedepot.ca.



Behr **LUNAR TIDE** M440-5,
Home Depot, homedepot.ca.



Beauti-Tone **WINSTON**
C19-2-1520-4, Home Hardware,
homehardware.ca.




Beauti-Tone **BLUE BAYOU**
C21-6-0615-0, Home Hardware,
homehardware.ca.

WE'RE INSPIRED BY...

the summertime blues (the good kind)! Baby blue, cobalt, cerulean, and that oceanic blue that's a dreamy midway point of aqua and green. No colour is more calming than blue. Pick a favourite shade from Mother Nature, bring it inside in paint or prints, and begin to breathe more easily.



1



2



3



4

Grey Blue

1 Lökna **LAMP SHADE**, \$30; Stråla **CORD SET**, \$6; IKEA. 2 Arno **RUG**, 63" x 91", \$499, Urban Barn. 3 Blue and beige lacquered porcelain dough bowl, \$15, HomeSense. 4 Sandy **DINING CHAIR**, \$139, Structube. 5 Handcrafted Dot **SWIVEL CHAIR** in customizable fabric, \$3,845, Roche Bobois. 6 Artificial Pampas **BRANCH**, 39" h., \$23, Crate and Barrel. 7 Emilia **SOFA**, \$2,999, Mobilia. 8 Two-tone speckled ceramic **VASE**, \$35, Bouclair. 9 Bakkes **SIDE TABLE** with integrated plant pot by Fat Boy, \$349, Simons. 10 KitchenAid Misty Blue freestanding **GAS RANGE**, \$4,150, Best Buy Canada. 11 Blue and gold abstract **PRINT** on canvas, \$190, Véronneau.



5



6



7



8



9



10

The range heats up in this oh-so-cool shade of blue.



11



CATCH SOME
STYLISH Z'S

NEW AT BED BATH & BEYOND IS NESTWELL, THE COMPANY'S OWN LINE OF SHEETS, PILLOWS, BEDDING AND TOWELS. THE CONCEPT: AFFORDABLE, COORDINATING SEPARATES FOR A CURATED DESIGNER LOOK THAT'S COMFORTING BUT NOT COSTLY, SO YOU CAN FEATHER THE NEST WITHOUT BREAKING THE BANK. From \$9, bedbathbeyond.ca.



COUNTER REVOLUTIONARY

The Thermomix TM6 is no regular countertop appliance. This sleek German-engineered machine can complete up to 24 kitchen functions, including chop, blend, broil, knead, weigh, sauté, slow-cook, warm-up, ferment, caramelize, cook sous-vide, make rice, grind and stir. It's got a stainless-steel bowl, mixing knife, precision heating element and an integrated scale. Plus, the downloadable Cookidoo app links your phone to the wifi-connected TM6, giving you access to more than 50,000 recipes. No doubt, the steep price might keep the TM6 on the wish list instead of the countertop of many an at-home chef, but in its favour is its ability to replace a whole army of countertop appliances. Whatever your budget, if you're a foodie, this baby is drool-worthy. TM6, \$2,099, thermomix.ca.

Winsome Winners

Every year the design industry keeps a keen eye out for category winners at KBIS – the Kitchen and Bath Industry Show in the United States. Winners end up influencing design directions industry-wide. This year, the Kitchen Gold award goes to Emtek Select's Door Knob Collection. The knobs, stems and rosettes are available in three designs and seven finishes – go for a coordinated look or mix and match. And the Impact Silver award goes to LG's Studio WashTower – a single stacked unit that has the capacity to wash and dry large loads but takes up half the floor space of side-by-side machines.



Silver: LG
Studio
WashTower

Gold: Emtek Select



Prints Charming

Brunschwig & Fils, esteemed designer-go-to source for fabric, wallcoverings and furnishings, have released their second collab with Canadian designers Richard Ouellette and Maxime Vandal. Les Ensembliers collection, named for Richard and Maxime's design house in Montreal, features textiles, as well as paper- and fabric-based wallcoverings in bold patterns with striking metallic details that give a luxe, modern look. Rich colours - bronze, grey, blue, plum and terracotta - feel of the moment, yet timeless.

Les Ensembliers collection, kravet.com.



FULL CIRCLE

THE SWOOPING SCOOP OF THIS HANDWOVEN RESIN "RATTAN" OUTDOOR DINING CHAIR WILL ADD A COLOURFUL, SCULPTURAL ELEMENT TO YOUR PATIO THIS SUMMER. WE'RE LOVING IT IN SAGE GREEN. DID WE MENTION THAT YOU CAN STACK THESE CHAIRS FOR EASY STORAGE IN NOT-SO-NICE WEATHER (NOT THAT WE WANT TO THINK ABOUT THAT RIGHT NOW).

Sophia dining chair, \$199, cb2.ca.



OBJECTS + ART

Global design giant IKEA has paired up with some of today's most influential designers to explore the boundary between functional object and visionary art. "We chose to work with different artists from around the world to reflect the diversity of art and design coming together," says Henrik Most, a creative leader at IKEA. The collection includes artist Daniel Arsham's wavy clock, which makes one think of how time flies, and a throw by Stefan Marx, lettered with the compelling, thought-provoking message: I wait here for you forever as long as it takes.

Wavy Clock, \$50; Stefan Marx throw, \$50; Allen Key Lamp, \$50; ikea.ca.



Daniel Arsham



Stefan Marx



Gelchop



By far the most iconic in IKEA's new collection are the allen key lamps and flashlights by Tokyo-based creative collective Gelchop. Illuminating!

STRUCTUBE

SHOP ONLINE AT STRUCTUBE.COM

Low
Prices

AMAZING STYLES

\$1,579
WENDI
sectional sofa

\$199

KAY
coffee table

With over 75 stores across the country, Structube is the shopping destination to discover a wide selection of modern and trendy furniture offered at exceptionally low prices.*

*Structube reserves the right to make any price changes without prior notice.

FREE DELIVERY

Enjoy free delivery with orders over \$299.*

Visit [structube.com](https://www.structube.com) for more details.

*Certain conditions may apply.



NATURE'S REMEDY

If we didn't already know the importance of connection – to each other and to nature – the pandemic sure gave us a crash course. Enter: *friluftsliv* (pronounced free-loots-liv). You guessed it. *Friluftsliv*, like *hygge*, is another concept borrowed from our Norwegian friends. The word itself is said to have been coined by playwright and poet Henrik Ibsen in the 1850s to express the importance to our spiritual and physical wellbeing of spending time in remote wild places. Today it encapsulates

an entire philosophy of being both active and social in nature, creating opportunities to connect with people in the beauty of natural surroundings while taking care of the planet, ourselves and each other. And, importantly, it's about disconnecting from phones, work and worries. Although summer is the perfect time to embrace a *friluftsliv* lifestyle, this all-season way of life celebrates being outside no matter the weather – but we're Canadian, we know all about that!



PHOTOGRAPHY: FAST, RIA DAYBED



Diane von Furstenberg

The Secret to Style

We can't imagine fashion legend Diane von Furstenberg has ever lacked in self-confidence. Her secret? That's what she shares in her book, *Own It: The Secret to Life* (Phaidon, 2021). The fashion icon says the foundational belief to personal and professional growth is acceptance of ourselves. Her latest collaboration is with H&M. DVF x H&M Home is all about expressing yourself in your home. Of course, glamour underpins the collection with housewares in von Furstenberg's famous prints, and smaller items, too, like scented candles in boldly coloured glass, including one in amber – her favourite scent. Says von Furstenberg: "The whole collection is fabulous, and I can't wait to share it with the everyone." See? That's confidence!



LOOKING FOR DECORATING INSPIRATION?

visit styleathome.com




Join the community



high OR low?





One outdoor sitting area has a country club price tag, the other offers staycation savings. Can you tell which is which?

PRODUCER PETER PAQUETTE

PHOTOGRAPHY MARK BURSTYN

HIGH \$11,920



\$239

1 GlucksteinHome Ivory Market **UMBRELLA**, Hudson's Bay, thebay.com.

\$9,594

2 Copenhagen teak **CHAIRS**, (\$2,298 each); **SOFA**, (\$4,998); Jardins de Ville, jardindeville.com.

\$440

3 Elaine Smith's Murmur **OUTDOOR PILLOWS** in Midnight, \$220 each, Fresh Home and Garden, fresh.ca.

\$110

4 Black metal LED **LANTERNS**, \$60 (large), \$50 (small), Indigo, indigo.ca.

MURAL PAINT, Lucerne AF-530, Fiji AF-525, Exhale AF-515, Constellation AF-540, Benjamin Moore. **Oui broken stripe PILLOWS** in Multi and Washed Indigo, round lacquer **TRAYS** in Bisque and Sunflower, Indigo. **Runnen DECKING** in dark grey, Solleron **STOOL** (ottoman) in brown, IKEA. **Outdoor artificial PLANTS AND POTS**, Jardin de Ville.

\$280

5 Elaine Smith's Thumbprint outdoor **PILLOW**, Fresh Home and Garden, fresh.ca.

\$89

6 Off-white outdoor **PILLOW**, Jardin de Ville, jardindeville.com.

\$519

7 Teak folding **DIRECTOR'S CHAIR**, Fresh Home and Garden, fresh.ca.

\$650

8 Cane-Line's On-The-Move **SIDE TABLE**, Fresh Home and Garden, fresh.ca.

LOW \$1,054



\$119

1 Canvas beige Market **UMBRELLA** (\$79) and **BASE** (\$40), Canadian Tire, canadiantire.ca.

\$598

2 Hometrends' Willow Springs **PATIO SET**, (including coffee table, not shown), Walmart, walmart.com.

\$60

3 Distinctly Home, Cabana patio **CUSHIONS**, \$30 each, Hudson's Bay, thebay.com.

\$100

4 Canvas black LED **LANTERNS**, \$60 (large), \$40 (small), Canadian Tire, canadiantire.ca.

\$55

5 Listar outdoor **PILLOW**, Renwil, renwil.com.

\$38

6 Off-white Sunbrella **PILLOW**, overstock.ca.

\$59

7 Bamboo **DIRECTOR'S CHAIR**, HomeSense, homesense.ca.

\$25

8 Gladom tray **SIDE TABLE**, IKEA, ikea.ca.

And...Action!

The iconic director's chair has a long history. While the modern version was introduced at the 1892 World's Fair in Chicago, this practical perch likely originated long before, with similar styles found in ancient Egypt, Rome and Greece, re-emerging in Napoleonic-era military campaigns. While its look and materials may have evolved, the design remains true to the original. And why not? On the battlefield and off, it's a winner, with its portability making it ideal for pop-up outdoor seating.



Leanne Ford's Mast Leather, \$799, Crate and Barrel, crateandbarrel.ca.



Casual Home, \$142, Wayfair, wayfair.ca.



Condos Brothers teak, \$825, RH, rh.com.

Perfectly Patterned

Do you have a gloomy concrete wall looming over your balcony or a wood fence darkening your patio? Why not spiff it up with a stencilled mural? Masking tape, a stencil, brush, roller and exterior paint suitable for the surface you want to disguise are all you need. Go for nautical stripes, graphic geometrics or a looser more boho pattern to create a vibrant and economical feature for your garden.



This weekend DIY painting project will turn an unattractive wall or fence into a bright, colourful and eye-catching focal point in your garden!



PHOTOGRAPHY: ANNIE SLOAN (TABLE); STENCILSLABNY, ETSY (WALL).

TRAY CHIC

A pretty tray to carry out drinks and canapés from the kitchen is essential for stylish summertime sipping and snacking.

✓ **HIGH**

\$45

Tra Wright Knox's Tropical Leaf, Society6, society6.com.



\$25

Plastic tray with handles, Bouclair, bouclair.ca.



\$20

Sommardrom tray, IKEA, ikea.ca.



\$13

Small wood tray, H&M Home, hm.com.



⤴ **LOW**

Live Life Alfresco

Cooking and dining outdoors lets you make the most of sweet summer weather, especially when your deck is decked to the nines.

STYLING JULIE LAPOINTE | PHOTOGRAPHY TANGO



Urban & Earthy

CLEAN LINES AND WARM COLOURS COMBINE FOR A SETTING THAT'S CHIC AND NATURAL. WOOD AND TERRACOTTA TOUCHES ARE PUNCTUATED BY PLENTY OF BLACK TO MARK THIS SPACE AS MODERN.

Opposite and above Weber Traveler series portable **BARBECUE**, \$399, Rona. Six-seat outdoor **DINING SET**, \$3,110, Club Piscine. Polypropylene plastic **TILE**, \$23 for nine sq. ft. (nine tiles), IKEA. Vinyl **CARPET**, \$169, Zone. Artificial **IVY**, starting at \$22; artificial six-foot **TREE**, \$330; cement-effect **PLANTER**, \$100; Véronneau. Garden **LIGHT SET**, 37', \$35; plastic **WINE GLASS**, \$20 (set of 4); Canadian Tire. Terracotta **STOOL**, \$250; **WATER GLASS**, \$7 each; EQ3. Solar LED Rattan **LANTERN**, \$25; bamboo **LANTERN**, \$30; stoneware **DINNER PLATE**, \$13 each; Boutique Kozy. Outdoor polyester lumbar **CUSHION**, \$23, Bouclair. Organic cotton **TABLE RUNNER**, \$20, H&M Home. **CUTLERY**, \$90 (five-piece set); yellow melamine **PLATE**, \$11 each; cotton **NAPKIN**, \$13 each; black stoneware **PITCHER**, \$60; **PLANTER** with terracotta stand and metal base, \$60; artificial **PLANT** with terracotta **POT** \$45; Crate and Barrel.

Amber Glow

SERVE SUMMER BEVVIES IN GLASSWARE THAT CAPTURES THE GLOW OF A SUMMER SUNSET. MIX SMOOTH AND TEXTURED FINISHES TO CATCH THE LIGHT.

Right Wood **TRAY**, \$40, Bouclair. Glass **PITCHER**, \$70, Must Société. **WATER GLASS**, \$8 each, H&M Home. Wood **PLATES**, \$37 (set of 4), Crate and Barrel. Biodegradable Paper **STRAWS**, \$8 per 100 pack, Linen Chest.





TEXT THE TEST KITCHEN | PHOTOGRAPHY MAYA VISNYEI | STYLING CLAIRE STUBBS

Raspberry Crumble Cake

We're coming up to berry season, not that you need an excuse to bake up this dessert that's bursting with the sweetness of summer.

INGREDIENTS

MAKES 10 TO 12 SERVINGS

Topping

- $\frac{2}{3}$ cup all-purpose flour
- $\frac{1}{3}$ cup packed brown sugar
- $\frac{1}{4}$ tsp salt
- 5 tbsp unsalted butter, melted
- 2 tbsp sliced almonds (optional)

Cake

- $1\frac{1}{2}$ cups all-purpose flour
- $2\frac{1}{2}$ tsp baking powder
- $\frac{1}{2}$ tsp salt
- $\frac{1}{2}$ cup unsalted butter, softened
- 1 cup granulated sugar
- 2 eggs
- $\frac{1}{2}$ cup sour cream
- 1 tsp vanilla
- $1\frac{1}{2}$ cups raspberries
- Raspberries for garnish (optional)

DIRECTIONS

Preheat oven to 350°F. Mist 9-inch springform pan with cooking spray; line bottom with parchment paper; set aside.

Topping In bowl, stir together flour, brown sugar and salt. Using fork, mix in butter until moistened. Toss in almonds (if using); set aside.

Cake In bowl, whisk together flour, baking powder and salt. In large bowl, using an electric mixer, beat butter with sugar on medium speed until fluffy; beat in eggs, 1 at a time; beat in sour cream and vanilla. Stir in flour mixture in two additions just until combined.

Scrape into prepared pan, smoothing top; sprinkle with raspberries. Sprinkle topping over top.

Bake until cake tester inserted in centre comes out clean, 40 to 45 minutes. Let cool 10 minutes.

Remove collar and slide onto rack to cool. Serve with more raspberries, if using.

tip

You can substitute blueberries or blackberries for the raspberries. If desired, serve with whipped cream.



▼ Ceramic scalloped-edge **BOWLS**, from \$38, Goye Ceramic Artist, Etsy, etsy.ca.



▲ Medford **PLATES**, \$14, each, VdeV, vdevmaison.com.

▼ Herringbone **GLASS TUMBLER**, \$10, Zara Home, zarahome.com.




▼ **CAKE SERVER**, \$23, Zara Home, zarahome.com.



▼ Danton **TRAY**, \$89, Urban Barn, urbanbarn.ca.



Chambray **NAPKINS**, \$31 for 4, VdeV, vdevmaison.com.



shopping

▶ Fika Floral **TRAY**, \$20, EQ3, eq3.ca.



▲ **DESSERT PLATE**, \$10, Zara Home, zarahome.com.





If you are feeling exhausted and in need of revitalization, you should consider a detox or cleanse. With Active Liver™ you have the tool to do this gently and on a daily basis.

Detox your body - all year long

Each day, our liver is working hard to remove waste products and toxins from processed foods, unclean air, water and even our own body. But as we get exposed to increasingly more toxins, the liver struggles to remove them all and can start storing them in our body fat.

We quickly may notice the results in our energy levels, in our lack of youthful appearance – and surprisingly, on our waistlines.

UNJUNKING YOUR BODY

A detox, like a water or juice fast, is an excellent way to rid the body of stored toxins, but it

is often difficult to abide by, and involves days or even weeks of feeling tired and sick. However, there are other ways.

DETOX WITH ONE TABLET A DAY

Active Liver™ is a dietary supplement that helps promote a healthy liver and helps you detox on a daily basis – all year round. With just one tablet a day, it gently but effectively uses known herbal extracts to facilitate detoxing of the body –without the “side effects”.



The Liver & Your Waistline

The liver is an important fat burning organ. If the liver is sluggish or clogged with waste material, it can start building up around the waistline, and even inside the internal organs (which may lead to a fatty liver). Making sure your liver is working well will help you flush fats from the body.



TEST YOURSELF:

	YES	NO
I suffer from headaches or brain fog	<input type="radio"/>	<input type="radio"/>
I have a hard time losing weight	<input type="radio"/>	<input type="radio"/>
I have indigestion & bloating	<input type="radio"/>	<input type="radio"/>
I'm tired all the time	<input type="radio"/>	<input type="radio"/>
My skin itches and I see brown spots	<input type="radio"/>	<input type="radio"/>
My tongue is coated	<input type="radio"/>	<input type="radio"/>

Does this sound like you? Then try Active Liver as a help to promote your liver health.



Results may vary. Always read and follow instructions prior to use.



For Information & Advice:

CALL US:
1-877-696-6734

ONLINE SHOP:
newnordic.ca

THIS SUMMER'S TOP 5 DECORATING

TRENDS

With everyone spending so much time at home, a fresh perspective is what we need. We've picked five of our favourite new looks that are guaranteed to give your house and garden sizzling summer style.

TEXT KARL LOHNES



Tropez SOFA,
\$1,899, CB2,
cb2.ca.

01

BLACK & WHITE

This dynamic duo adds a crisp look to indoor and outdoor rooms. The brightness of white and drama of black will wake up a neutral environment, while working with bright colours, too. Integrate this trend easily with artwork, pillows, lighting and hardware. Does your outdoor metal furniture need an update? Spray it with black paint and add some white cushions for a simple on-trend update.



OUTDOOR

Boudoir Green
CUSHION COVER
(above), \$150; DNA Pink
CUSHION COVER,
\$200; nodadesigns.com.

INDOOR



POUF, \$50; **PILLOWS**, \$60
(orange), \$20 (black and
white); lowes.ca. **LOUNGER**,
\$350, homesense.ca.



OUTDOOR

Lago **CHAIR**, \$995, eq3.com.



INDOOR


Froset **CHAIR**, \$99, ikea.ca.

02

MID-CENTURY MODERN

Mid-Century Modern is all the rage for home interiors and now the look is showing up in outdoor entertaining spaces, too, offering the same cool vibe with its clean-lined, low-slung furnishings. Bonus: this style's light and airy look is perfect for smaller spaces.

OUTDOOR



Melamine Shibori **PLATE**, \$5, [homesense.ca](https://www.homesense.ca).

03 SHIBORI AND TIE-DYE

The boho look of shibori and tie-dye patterns brings a casual vibe to the tabletop. Mix blue and white patterns (this summer's favourite palette) with your formal white china or add casual navy blue for drama. Is blue not you? Look for these patterns in your favourite hue: think orange for a citrusy splash or green to match Mother Nature's most abundant colour.

INDOOR



Noritake Hanabi **DISH SET**, \$144 for 12 pieces, [wayfair.ca](https://www.wayfair.ca).

INDOOR & OUTDOOR



All-weather braided **RUNNER** in blue, \$215, [llbean.ca](https://www.llbean.ca).



OUTDOOR

04 INDOOR-OUTDOOR COMFORT

Take comfort cues from indoors for your outdoor living space. Cushy soft furnishings and rugs add a luxe touch to the great outdoors. As you would for indoors, look for extra plush, comfortable upholstered furniture. Stylish and durable outdoor fabric, wood accents and swivel chairs (the swivel is having a moment!) create the comfort and style you're accustomed to indoors.

Carbonia **SWIVEL CHAIR**, \$2,250, [housewarmings.ca](https://www.housewarmings.ca).
Montauk Jane Outdoor **LOVESEAT**, \$9,000, [montauk.com](https://www.montauk.com).





INDOOR

CB2 Flutter Slipcover **SOFA**,
\$3,000, cb2.ca.

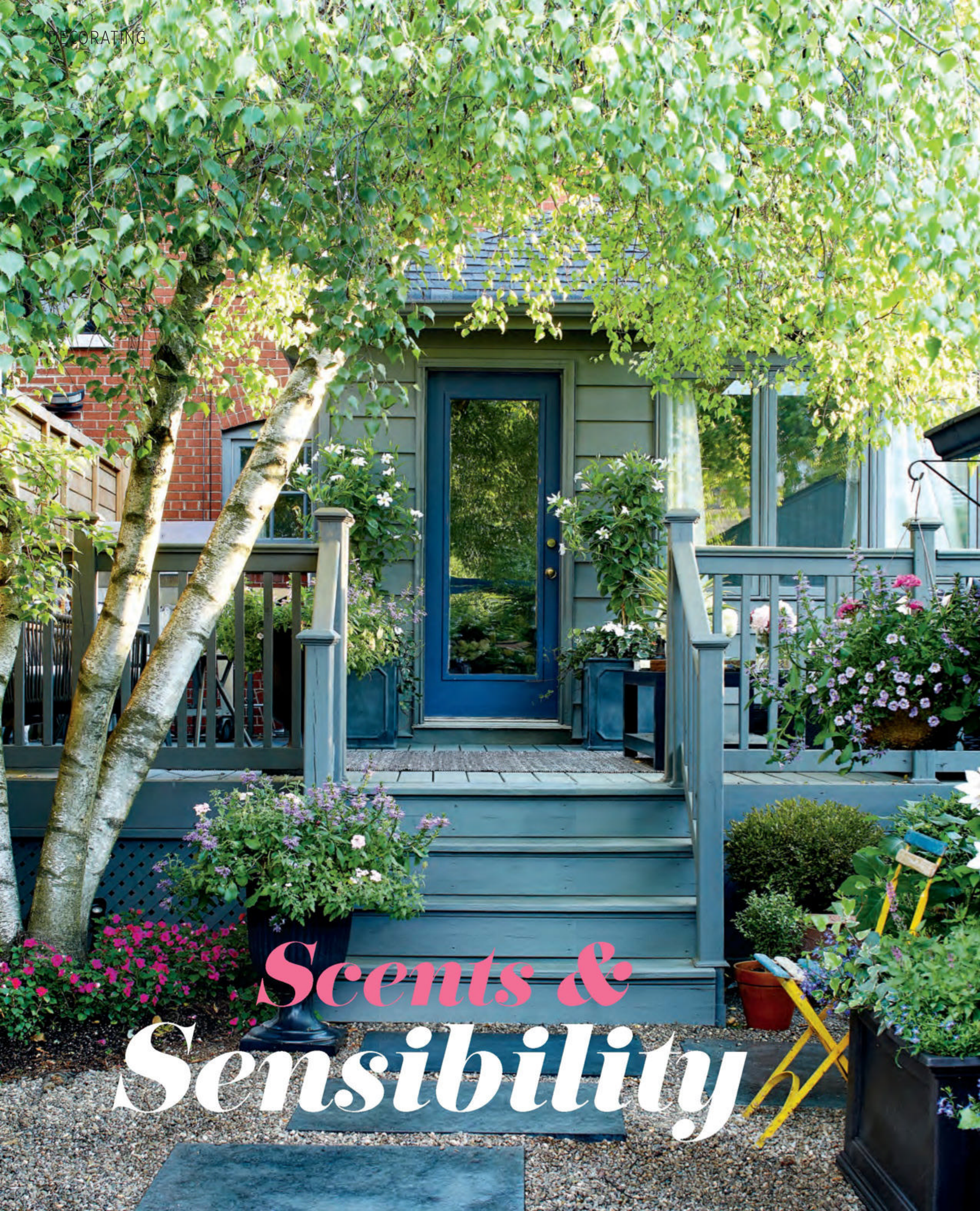


INDOOR

05 SCALLOPS & RUFFLES

Ruffles and scalloped edges create the vintage charm of a romantic retro cottage. Look for ruffles on almost everything indoors, from bedskirts to trims on draperies and pillows. Outdoors, you'll thrill to the scalloped frills on umbrellas, canopies, tablecloths and slipcovered furniture.

Rylan Buffalo Check Scalloped **WINDOW VALANCE**, \$43, bedbathandbeyond.ca.



Scents &
Sensibility



Designer Cynthia Ferguson's captivatingly personal Toronto garden delights the senses with lovely blooms, gorgeous colours and the most inviting – and fragrant – spots for lounging.

TEXT CHRISTY WRIGHT

PHOTOGRAPHY DONNA GRIFFITH



A Shade More Inviting

Cynthia planted a birch tree to add shade to her sunny south-facing yard. Its base is punctuated with vibrant impatiens. “They add a fabulous blanket of pink, almost like a carpet. The hit of colour is unexpected in a corner and plays beautifully against the grey deck.”

Sofa So Good

“I always like to have a sofa somewhere in the backyard. We can squeeze three people together in a pinch and, of course, a sofa provides the option for stretched-out lounging and reading.”

Table Talk

Cynthia loves to style outdoor tables as if they were inside, and trays are one of her go-to items. “They transport morning coffee, lunch and can hold a beautiful bouquet of flowers and candles.” She also keeps little


luxuries that you'd find in an indoor living room close at hand. “There's nothing more indulgent than sitting outside and leafing through a fabulous coffee table book.”

Blue Notes

The garage at the rear of the garden is a visual delight in a pretty shade of blue. “If your garage or shed isn't attached to your house, treat it like a separate entity. Mine is a lot more country-looking than my midtown home. I love that relaxed vibe for a backyard.”

On Repeat

The garden looks casual, yet cohesive thanks to Cynthia's measured approach. “Repetition is key in an outdoor space. In order to create impact, repeat one colour or type of plant. I used multiple boxwoods in terracotta planters to achieve a smart, transitional space between the side garden and back area.”



Parisian Panache

With the manicured parks and gardens of Paris in mind, Cynthia opted for classic pavers and pea gravel, a savvy city solution that doesn't require the maintenance that grass does. "I have a simple rule for everything that goes into my garden: it must survive neglect!"

In Bloom

A hanging basket and planter boxes brimming with clematis, lobelia, salvia and variegated ivy offer a verdant border on one side of the yard against the garage. "It's important to select blooms that really pop against exterior paint colours – think high-impact contrast. I always add the strongest colours in my seasonal baskets." The sweet folding chair is a vintage find.

Alfresco Elegance

The scent of wisteria and sight of sparkly string lights are the backdrop to summer meals. The simple folding table (easy to store) is gussied up with a Lee Jofa fabric tablecloth. "I edged it with black grosgrain ribbon for impact. I move our dining room chairs outside for dinner and layer on the candles and fresh-cut flowers from the garden."

Mirror, Mirror

Cynthia hung a mirror on the garage to reflect the light throughout the day. "When my weigela bush is in bloom, it's magical, as the pink petals are reflected in the mirror. The scent of the honeysuckle is phenomenal. It climbs against the trellis covering the garage."

LANDSCAPE DESIGN, Cynthia Ferguson Designs. **DECK PAINT**, Kendall Charcoal HC-166, Benjamin Moore. **PAVERS, PEA GRAVEL, PLANTER BOXES, TRELIS**, faux **TERRACOTTA POTS, URNS**, Home Depot. Assorted **FLOWERS, TWIG LATTICE**, Sheridan Nurseries. **SOFA, COFFEE TABLE**, Cabana Coast. **TRAY**, Matahari Home. Black and white **CUSHION**, HomeSense. **RUG**, Annie Selke. **GARAGE SIDING PAINT**, Jet Blue CC-870, Benjamin Moore. **MIRROR**, Renwil. Standing **FLOWER BASKET**, Mainly Baskets. Hanging **FLOWER BASKET**, Flower John. **TABLECLOTH**, Laine print in Petal, Lee Jofa. **DINING CHAIRS**, Port Eliot. **CUSHION**, Gaston Y Daniela, Kravet. **HANGING LIGHTS**, partylights.com.





If you're working from home this summer, why not head outside to get the job done? We asked designer Jacinthe Leroux from JK Concept Dezin in Montreal for functional, stylish set-ups for a deck and balcony that work when you need to work, but let you chill out on your days off.

PRODUCER JACINTHE LEROUX

BALCONY

To stand in for a desk, Jacinthe ran a countertop made from wood slats along the balustrade, leaving the central space free. The counter is the perfect desk-with-a-view where you can work or have lunch. A wood bench at one end of the balcony offers extra seating and conceals handy storage for cushions. Behind it, a high planter provides privacy and a spot for greenery.

A cushy wicker armchair beckons when it's time to relax; its trusty sidekick - a small drinks table - awaits your bevvie. Add a long cushion to the bench for daytime catnaps or as a cool place to read on a hot summer night - we've even included an adjustable lamp. Pull your outdoor room together with a patterned rug to complete the look.

1 Liskov-M12 **SCONCE**, \$475, Tungsten. **2** Brenfield **WICKER CHAIR**, \$449, Rona. **3** Remind 3730 **CHAIR** by Pedrali, \$145, De Gaspé. **4** Concrete composite **SIDE TABLE**, \$299, CB2. **5** NightSky PVC and polyester **RUG**, 47" x 70", \$220, huardetcompagnie.com.

Making It WORK



5



2

1



3



4





DECK

Jacinte designed a generously proportioned countertop-height bar, similar to a kitchen island, to serve as a work surface during the day and bar at night; it even has storage. A marble slab on top offers a place to perch your laptop – she positioned the slab to extend a few inches beyond the edge of the bar to allow space for knees when sitting. At happy hour, the marble “desktop” morphs into a tray for cocktails and apps.

For all-weather workdays, shelter the bar area from the sun and rain with a pergola-type structure and protective canvas. When you fancy a break, head to the suspended chair for a gentle sway in the breeze. On lovely summer evenings, a concrete and wood corner sofa provides plenty of seating around a fire feature.

Details complete the look: ceramic tiles for a punch of pattern on the outward face of the bar; an outdoor pendant light that’s as elegant as an interior one; and containers with cascading greenery on the privacy wall.

1 Arik Levy Forester’s **PENDANT**, US\$419, yilighting.com. **2** Ellington 50,000 BTU Outdoor **FIREPLACE**, \$499, Rona. **3** Pedrali Ara 316 **ARMCHAIR**, \$215, De Gaspé. **4** Harmony ceramic **TILES**, \$4 per sq. ft., La Tuilerie. **5** Metal and wicker **HANGING CHAIR**, \$449, Rona.



Style & Substance

TEXT MARTHA UNIACKE BREEN | PHOTOGRAPHY JASON HARTOG



Jo Alcorn gives her family's small bathroom big function and breezy style.

The main bathroom in designer Jo Alcorn's home has to serve her entire family – Jo, her partner, three little girls, and sometimes their dogs, too – so making every inch count while also adding elbow room (and, of course, swish style!) was paramount. How did she do it? For a pro like Jo, it was easy as 1, 2, 3. →



Tip #1

MAKING ROOM The old swing doors were switched for space-saving pocket doors, and open glass panels replaced the original shower enclosure, flooding the room with light. Other small gestures add big impact: angling the tub slightly created extra space by the vanity, while the clean lines of the slatted wall and window shade make the room feel airy.

Tip #2

COUNTERCULTURE “I’ve noticed people rarely use double sinks at the same time,” Jo says, and yet countertop space is always at a premium. Installing two big-box-store vanities side by side – unified by a single quartz countertop and backsplash – allows one person to wash up at the single sink while another makes use of the extra countertop space to apply makeup.



Tip #3

PATTERN PLAY The same marbled porcelain tile used in different sizes and patterns presents a unified look, but achieves a variety of visual effects. The herringbone floor pattern visually widens the space, as do the matching baseboards; while the large-format 24-by-48-inch shower tiles create an open, uncluttered look.

DESIGN, Alcorn Home. **FAUCETS, VANITIES, GLASS SHOWER, SINK, TOILET, TUB, MIRRORS**, Bath Depot. **COUNTERTOPS**, HanStone Quartz. **COUNTERTOP INSTALLATION**, Stone Edge. **TILES**, M2 Tile & Stone. **SCONCES, CEILING LIGHT, BLINDS, TOWELS**, Bed Bath and Beyond. **PAINT** Super White PM-1, Benjamin Moore.

FOR SOURCES, SEE OUR WORKBOOK

**“Made you look.
And yes, I’m wearing Always Discreet.”**



Always Discreet Boutique Underwear. Fits close. Keeps you dry, too.

The Coast Is Clear

TEXT BETHANY LYTTLE
PHOTOGRAPHY TRACEY AYTON

Cool oceanic blues and peachy sunset hues bring the colour and beauty of the West Coast to this Vancouver new-build.



“V

ancouver is coastal, but it's not tropical like Florida, and it's not nautical like Nantucket,” says designer Lindsay Quinn Levin of Sincerely Lindsay Design Co.. It's urban and global, and it's also in a rainforest. So, when she introduced coastal hues to this newly built home, she did so with an emphasis on global wares (pillow textiles from Asia; baskets from Africa) and Vancouver's natural surroundings. Inky blues inspired by the Pacific were paired with the evocative greys of a West Coast winter, then made radiantly modern with cameos of nearly-neon azalea pinks and sunset-worthy peach tones. “Coastal living is all about going with the flow,” says Lindsay. “For this family of six, we created that experience with a look that's open, natural and easygoing.”



Hang Some Happy

A big bobble of a chandelier shines above a sectional that's generous enough for all six family members to snuggle at once. Indigo pillows bring the ocean to mind, while neon-hued baskets serve as wall art. "They're a vibrant handmade alternative to framed prints," says Lindsay. A woven basket holds a fig tree; a second basket serves as a carryall.

Tile Tale

"Tiling the fireplace in blue was the very first thing we did," says Lindsay, pictured below plumping pillows. The hearth is flanked by custom millwork that displays natural baskets and maritime glass. "Brass library lights and hardware add a hit of sparkle during the day and a golden glow at night," says the designer.



DESIGN, Lindsay Quinn Levin, Sincerely Lindsay Design Co.

WALL PAINT COLOUR, (on all white walls), Chantilly Lace OC-65, Benjamin Moore.

MILLWORK, Imran Buksh, C&C Custom Millwork. **SHIPLAP**, Rocky Point Projects Ltd. and Eric Carbery Construction.

FIREPLACE AND INSERT, Urban Fireplaces. **VAN GOGH SECTIONAL**, CF interiors.

COFFEE TABLE, Style in Form. **DINING CHAIRS**, Dash & Albert. **RUG**, CF Interiors.

PILLOWS ON SECTIONAL, McGee and Co. **WALL BASKETS**, Indego Africa. **VISUAL COMFORT CHANDELIER**, Ocean Pacific Lighting. **DINING TABLE AND BENCH**, CB2.

FIREPLACE TILE, Riad Tile.

ITEMS ON SHELVES, Indego Africa; McGee and Co. **HARDWARE**, Bradford Hardware, CF Interiors. **VISUAL COMFORT BRASS LAMPS**, Ocean Pacific Lighting. **ELECTRICAL WORK**, Ridgeline Electric.





Kidding Around

Piano practice takes place in an area delineated by a striped jute rug. Huge baskets with bobbed lids and happy patterns catch playthings. Vivid hues are celebrated on floating shelves showcasing kids' art; below is custom built-in storage.

RUG, rugs.ca. Woven-back **CHAIRS**, McGee and Co. **BASKETS** (by piano), Serena and Lily.



“DESIGN DOESN'T HAVE TO BE SUPER SERIOUS. TRY PLAYFUL, OVERSIZE SHAPES FOR STORAGE AND LIGHTING.”

Weave Your Way

Woven seating in the piano and kitchen areas is paired with baskets. “The textures and tones look great from all angles, and bring instant dimension and interesting shadows to the more modern aspects of a home,” says Lindsay.

Light & Airy

“To delineate zones in an open-concept house, use oversize lighting fixtures,” says Lindsay. The pendants in the kitchen feature a cloud-white cap that’s soft in tone like the foggy blue island below.

Woven **BARSTOOLS**, Serena and Lily. Visual Comfort **PENDANTS**, Ocean Pacific Lighting. **ISLAND PAINT COLOUR**, Yarmouth Blue HC-150, Benjamin Moore.

Calm Counterpoints

“The primary bedroom features a wall of rich matte black ship-lap,” says Lindsay. In contrast, the white dresser and end tables have a smooth, bright sheen. “The warm peach tones in the beachy wall art and cluster of vases say coastal, not nautical.” The brass-and-marble wreath statue is an elegant reference to nature.

DRESSER AND END TABLES, CF Interiors. **WALL ART**, Etsy; Minted. **THROW AND PILLOWS**, McGee and Co. **PEACH VASES**, Anthropologie. **BRASS WREATH**, CF Interiors. **JUJU HAT WALL HANGING**, Etsy. Visual Comfort **SCONCES**, Ocean Pacific Lighting. **WALL PAINT COLOUR**, Black 2132-10, Benjamin Moore.





Strong Softness

A feathery Bamileke Juju hat hangs over a charcoal linen headboard. Casual striped bedding is layered with an indigo pillow and ink-toned woven throw. The brass sconces look vintage. “Crisp modern shades keep them from looking too heavy,” says Lindsay.

Pattern & Plants

Dotted motifs adorn the powder room walls. The vanity area is grounded by a striped faux-resin mirror and oversize sconce. “The perky leaf print and fresh sprigs are an easy way to blend botanicals with geometrics,” says Lindsay. The variegated tile floor is laid in a herringbone pattern.

WALLPAPER AND MIRROR, Serena and Lily. **Visual Comfort SCONCE**, Ocean Pacific Lighting. **Botanical ART PRINT**, Indigo.

FOR SOURCES, SEE OUR WORKBOOK

FOR A MODERN COASTAL LOOK, KEEP ACCESSORIES TO A MINIMUM AND EMPHASIZE WALL TEXTURES WITH SHIPLAP, TILE OR WALLPAPER.



Designer Cindy Brownstein combined casual touches with refined old-world elements in this kitchen that evokes a European country house.

THE PERFECT MIX

Oversize pendants make a statement and shed light on the large island where clever cubbies and closed cabinets offer plenty of storage.





◀ Pera glass **VASE**, \$50, Crate and Barrel, crateandbarrel.ca.



◀ Handcrafted ceramic A + J Métissage **TEAPOT AND CUPS (2)**, \$160, Cantin, cantintraditions.com.



◀ Bouquet of artificial **FLOWERS**, \$60, Véronneau, veronneau.com.

get the look

kitchen inspiration

▼ Handcrafted porcelain **BOWLS**, \$40 each, Dompierre, marieevedompierre.com.



▲ Bagganäs brass-finished steel **HANDLES**, \$16 for 2, IKEA ikea.ca.



▲ Cato acacia **PLANK**, \$60, Crate and Barrel, crateandbarrel.ca.



▲ Mercury Row wood and metal **SHELVES**, \$270, Wayfair, wayfair.ca.

Secret Ingredients

The secret to this Euro-inspired kitchen is its mix of ingredients. The marble backsplash has an old-world feel, and the apron sink and wide-plank pine floors create a gentrified country house mood. Quartz countertops are a contemporary choice and clean up more easily than marble. Another modern touch is designer Cindy Brownstein's mix of metal finishes, including gold and stainless steel. "The gold on the bar stools looks dressy industrial," says Cindy. More gold on the Euro-style open shelving (perfect for quickly grabbing dishware) gives the look of a Parisian café.

DESIGN, Cindy Brownstein, Cindy B Decor. **CABINETS CONSTRUCTION**, Jazzy Design. Quartz **COUNTERTOPS** and marble **BACKSPLASH**, Cindy B Decor. **APPLIANCES**, Signature Bachand. Metal and marble **SHELVING CONSTRUCTION**, Hayes Nulman Design.



◀ Fox Wildomar metal and wood **BARSTOOL**, \$519, Lowes, lowes.ca.

Designer Philip Mitchell shares his advice on how to reel in the maritime charm of Canadian East Coast style.

TEXT KARL LOHNES



PHOTOGRAPHY, ANNIE SCHLECHTER

Philip Mitchell grew up in a home where design was celebrated. Not surprisingly, it's become both his passion and profession. He established his eponymous Toronto design firm in 2002, later expanding it to New York and Chester, Nova Scotia. Philip's signature mix of tradition with contemporary touches and exuberant pattern, colour and art bring beauty and livability to an interior. He now lives in idyllic Chester with husband Mark Naransky. Who better than Philip to advise us on East Coast style?

KL: How do you define East Coast style?

PM: East Coast style is all about capturing the serenity of the shore and the charm of the historic seaside village lifestyle. The look is simple, clean and natural, with fabrics, colours, furniture and accessories that evoke the romantic idea of life in the Maritimes.

Taking inspiration from the ocean and the sailboats, blue and white is the go-to colour palette for East Coast homes, and works for both modern and traditional homes.

Philip Mitchell

PAINT:
Philipsburg Blue
HC-159,
Benjamin Moore



PHOTOGRAPHY, BENNISON FABRICS

OPPOSITE, TOP RIGHT (fabric swatch) “Bennison Fabrics’ handprinted Pavilion Stripes in multicolour blues and oyster adds a nautical touch to any room and the effect is interesting and fresh,” says designer Philip Mitchell.



PHOTOGRAPHY, KATIE CRANE

KL: How can we create East Coast style?

PM: The origins of East Coast style are in fishing and sailing, so add maritime character to a small bedroom by taking direction from the shipwrights and building the beds in with plenty of storage underneath. Simple, streamlined wood furniture, as well as weathered and antique pieces, also create a sense of relaxed ease and history.

A favourite East Coast architectural detail of mine is shiplap. While it does lend a hint of historic appeal, its simple, uncomplicated look goes with both traditional and contemporary interiors – it definitely creates a warm and inviting East Coast look.

KL: What are your favourite neutral and non-neutral paint colours?

PM: Painting a room white will make it feel clean and spacious, however, some whites can make a room feel cold and harsh. Benjamin Moore’s Cloud White CC-40 is my go-to warm white paint that I find the perfect backdrop for a space where I can add colour through fabrics, rugs and textiles.

Pairing that white with a seafaring blue will give the space a maritime feel. A favourite blue of mine is Benjamin Moore’s Philipsburg Blue HC-159 with its intensely blue shade typical of ocean waters.

KL: Do you have favourite prints?

PM: Handprinted fabrics, charming small print wall coverings and handwoven natural material carpets are a must for me when designing coastal homes.

KL: The spaces you design have layers of architectural detail, draperies and art. With art, is there a common mistake we make?

PM: One of the most common mistakes is to try to match artwork to an interior, which can make a room feel staged and overly coordinated. People should purchase what they love. Art is the best opportunity to go beyond the confines of a room’s colour palette. Same with creating gallery walls. A successful grouping of pieces should not match but relate, with a common thread through the collection. Not everyone has an eye or the confidence to arrange art fearlessly. That’s where the value of a designer or art consultant comes in.

KL: What can we look forward to seeing from Philip Mitchell Designs?

PM: One of the most exciting things coming up is a new East Coast lifestyle shop/gallery in Lunenburg that will feature local pieces and works of craft, art, antiques and custom furniture. I’ll also have a decorating project in *Style at Home* this fall! As well, I am in the planning stages of establishing an East Coast real estate development company with a focus on restoration and sustainability – very exciting!




PHOTOGRAPHY, ANNIE SCHLECHTER

KL: You have a design book coming out soon. Why did you write it and what can we expect?

PM: I wanted to share the importance of designing homes that are reflective of the personalities and style of the owners. I’ve seen many homes where you get no sense of who lives there. It’s like walking into a hotel. In my book, *Collected Interiors: Rooms That Tell a Story* (September 2021, Rizzoli), I’ll show how to live with the things you love and how to incorporate them into your homes. The book will show readers how to incorporate family heirlooms and collections into a more contemporary style of living.



PHOTOGRAPHY, ANNIE SCHLECHTER



Find more of Philip’s expert advice in *Collected Interiors: Rooms That Tell a Story*, by Philip Mitchell and Judith Nasatir (Rizzoli, September 2021).

SPECIAL OFFER

CANADA'S

styleathome

5 HOT Seasonal Trends

Summer Living

Secrets to Classic Cottage Decor

CITY COASTAL COTTAGE What's Your Style?

DESIGNER PHILIP MITCHELL on Bringing Home East Coast Charm

save up to **56%** off the newsstand cover price.

1 year for only **\$23⁹⁵** + taxes

Style at Home is Canada's top resource to inspire FABULOUS DECORATING, LATEST DESIGN and ENTERTAINING IDEAS.

styleathome.com/subscribe

Please allow 4-8 weeks for delivery of the first issue. Offer valid in Canada only until June 30, 2021.

JUNE 2021



THE GOOD LIFE

The best things in life are free, so the saying goes. June is, without a doubt, just such a gift. Every year it comes along giving our senses a thrill - the days are long, the sun is warm and the scent of summer staggers us. So get outside, invite nature inside, and live the good life.

Finding HOME

A collection of vintage wicker and mellowed antiques were ready to go long before this perfect waterfront cottage came into one designer's view.

TEXT BETHANY LYTTLE

PHOTOGRAPHY PATRICK BILLER





For decades, designer Lindsay Mens Craig collected furniture and art for a cottage she hadn't yet found. "I called it the Cottage Stash. I was always picking up things at vintage shops, antique markets and garage sales," she says. So, when this 30-year-old charmer overlooking Ontario's Georgian Bay came to market, Lindsay and her husband Michael jumped on it. "It had the most incredible views," she says.

Thirty-two steps lead from its doors down to the bay, and the sparkling water is visible from the roomy side porch, breezy screened-in room, and sprawling living room, too. Inside, the cottage had an authentic feel. "The interior had loads of character, including tongue-in-groove ceilings, panelled walls and vast windows," says Lindsay, which meant she could focus on decorating. "I love antiques, wicker, all shades of blue, and anything with a story, which pretty much describes the Cottage Stash! So, I just hauled it out and brought it here!" she says. "Almost instantly, it was home."

Cottage Charm

The forest-green cottage has multiple seating areas. Muskoka chairs sit at the water's edge (opposite). Vintage wicker is everywhere, including at the cottage's entry, shown with homeowner and designer Lindsay Mens Craig and Axel (above), and on the side porch (right), the morning coffee and barbecue spot. The sign is from a fish stand in P.E.I. The storage tin belonged to Lindsay's grandmother. It hides skipping ropes and sidewalk chalk.

DESIGN, Lindsay Mens Craig, TOM Design Studio. **WICKER CHAIRS** (front door), **WICKER SET** (side porch), Christie Antique Market. **PLANTERS** (front door), Cole's Florist. **FISH SIGN**, Vintage Fine Objects.







Warm Welcome

OPPOSITE “The antique coat rack, catch baskets and console table make it easy to come in and drop your stuff,” says Lindsay. The wall art, Persian rug, chair and vase are vintage. They set the tone for the cottage’s forever-ago vibe. Country-fresh florals in crockery suit the casual mood and also forge a connection between indoors and out, which is what cottage life is all about.

COAT RACK, CONSOLE TABLE, VASE, MIRROR, BASKETS, ANTLERS AND RUG, Vintage Fine Objects.

Screened-In Style

ABOVE “After dinner, while we wait for the bugs to disappear, we head out here to play board games or cards. It’s everyone’s favourite place and has awesome views of the water,” says Lindsay. A budget sofa and wicker chairs encircle the coffee table Lindsay once aimed to refinish. “The sander was too powerful though, and left those marks,” she says. “They looked cool, so I just left it that way!”

WICKER CHAIR, LANTERNS, Christie Antique Market. **SOFA,** IKEA. **PILLOWS, TRAY,** HomeSense.

A Place in History

"The antique pine hutch is filled with family memorabilia, which brings a sense of personal history to the cottage," says Lindsay. "The map of Georgian Bay is a great conversation piece. It shows how small the cottage is in the context of the bay." The caned chairs are a garage sale find. A potato-sack runner suits the rusticity of the pine table. Stepstools let Lindsay's young daughters reach high places.

TABLE, STEPSTOOLS, TABLE RUNNER, Vintage Fine Objects. **CHINA CABINET,** Smash Salvage. **LANTERN,** Around the Block. **FRAMED MAP,** Huckleberry's.



Designer's Touch

"The black countertops and white cabinetry were already here, but I added a backsplash with subway tile and black grout," says Lindsay. The tongue-in-groove ceilings got a fresh coat of paint and new light fixtures were installed. "The original range hood looked like something from outer-space, so I did a quick-fix, wrapping it in wood, then painting it," she says. Vintage paintings and a fabric shade are soothing. "The wicker stools vacuum clean, which is great since the kids use them a lot."

CABINET AND RANGE HOOD PAINT COLOUR, Simply White OC-117, Benjamin Moore. **WICKER BAR STOOLS**, CB2. **SUBWAY TILE**, Saltillo Tile. **CEILING LIGHT FIXTURES**, Huckleberry's.



"Unlike most primary homes, cottages should pass the swim test. In other words, the furniture and rugs should be able to withstand wet bathing suits and sandy bare feet."



Room to Exhale

THIS PAGE AND OPPOSITE The main room offers stunning water views, so a generously proportioned window bench is the best seat in the house. Lindsay fashioned it from two twin mattresses, placed end to end and framed with beadboard. The airy tripod table beside it, vintage paintings and a breakfast tray are balanced by the heft of a Quebec pine trunk turned coffee table.

“The fireplace stone was really ugly, so I painted it white. It was a great fix, and as cheap as a can of paint,” says Lindsay. “The fish over the mantel isn’t local, but it’s fun!” The tall blue cabinet hides a TV and board games. A porcelain garden stool serves as a drinks table between rattan armchairs.

The antique Quebec pine cabinet is stocked with candles, playing cards and other cottagey necessities. The antique lantern wired into a lamp feels nautical. Lindsay added pillows and sheepskin to the rattan armchairs, making them even more inviting.

WICKER BED TRAY (on window seat), **TRIPOD DRINKS TABLE**, **RUG**, **PAINTINGS** (over window seat), **FISH** (over fireplace), Vintage Fine Objects. **COFFEE TABLE/CHEST**, pine **CABINET**, Christie Antique Market. **VASES**, The Door Store. **POUF**, HomeSense. **FIREPLACE PAINT COLOUR**, Simply White OC-117, Benjamin Moore. Porcelain **GARDEN SEAT**, Around the Block. **WOODEN STEPSTOOL**, Betten Court Manor.



“Building the window bench is the best thing we ever did for this cottage. The kids, Kennedy and Cameron, and dog love it. And it’s my number one nap destination.”





Fresh Air Feeling

The primary bedroom feels fresh with pale blues, greens and white anchoring the palette. A custom striped headboard, paisley pillows and artwork add pattern, colour and character. The paintings were collected by Lindsay over a 10-year span. "They're all by one artist," she says. "And cost only \$15 each."

LAMP, END TABLE, ART (over headboard), Vintage Fine Objects. **HEADBOARD FABRIC**, Schumacher. **CUSTOM HEADBOARD**, Silva Custom Furniture. **PAISLEY PILLOWS**, Y&Co. **BEDDING**, Pottery Barn.





Patterns Aplenty

BELOW “This quilt from South Carolina set the stage for everything that came after,” says Lindsay of the houndstooth headboard, bird motif pillows and playful polka-dot sheets. A textured lamp sits atop a narrow table, its shelves laden with novels for guests, and an antique dresser hosts a grouping of vases. “I’m a big blue fan,” says the designer. “These were bought over a long period of time, then arranged together here.”

Houndstooth **HEADBOARD FABRIC**, bird **PILLOWS**, Schumacher. **CUSTOM HEADBOARD**, Silva Custom Furniture. Round **END TABLE**, blue **POTTERY**, **ART** (over dresser), Vintage Fine Objects. **LAMP** (on end table), Betten Court Manor. **QUILT**, 17 South Antiques. **SHEETS**, HomeSense. **ART** (above bed and dresser), Christie Antique Market. **ROMAN SHADE**, Tonic Living.

FOR SOURCES, SEE OUR WORKBOOK

Old & New

ABOVE “The tongue-in-groove walls were there, so the powder room already had character,” says Lindsay. “I painted the vanity blue and topped it with marble from an old coffee table I’d hung onto. Luckily, it fit!” A roman shade and vintage framed art add character. Says Lindsay: “The worn rug hides messes beautifully.” A wood stool is a perfect perch for teeth brushing by the little ones.

WALL PAINT COLOUR, Stonington Grey HC-170, **VANITY PAINT COLOUR**, Hale Navy HC-154, Benjamin Moore. **MIRROR**, **WOODEN STOOL**, Vintage Fine Objects. **ART**, Christie Antique Market. **ROMAN SHADE**, Tonic Living.



Open HOUSE

TEXT KATIE HAYDEN
PHOTOGRAPHY ALEX LUKEY
STYLING MEG CROSSLEY AND MORGAN MICHENER



A heritage-approved reno and flowing modern floor plan bring a century-old home back to the future.



OPPOSITE AND BELOW Because Cabbagetown is a Heritage Conservation District, homeowner Paul Vouriot's new vision for his Victorian-era rowhouse's facade — which included swapping out a circa-1980 bay window for period-appropriate arched double-hung wood windows — had to be approved by the City of Toronto. Tidy landscaping and elegant lighting play up the striking old-meets-new aesthetic. The low yew hedge beside the stoop hides a new light well added in the basement guest room.

ARCHITECTURAL REDESIGN, LANDSCAPE DESIGN, GV & Co. WINDOWS, Grace Windows & Doors. **DOOR,** Traditional Doors. **LANDSCAPING,** Hepburn Landscape Contractors. **PATIO STONE,** Unilock. **PLANTERS,** Veradek. **LILAC TREES,** Sheridan Nurseries.

LEFT Paul Vouriot (left), co-owner of luxury design-build firm GV & Co., and Keith Barry, a partner at advertising agency LG2, lived in their 1876 rowhouse for eight months before embarking on the extensive renovation.

SCULPTURE, Snob. **CABINET,** GV & Co. **WALL COLOUR** (throughout main floor), White Diamond OC-61, Benjamin Moore.

Strolling down the narrow, tightly lined streets of Toronto's Cabbagetown almost feels like travelling back in time to the 1800s, when the area was a bustling hub for Irish immigrants. But while charming streetscapes have an innate romanticism, old-fashioned interiors rarely hold the same appeal — certainly that was the case when Paul Vouriot and Keith Barry bought this 1,400-square-foot rowhouse in 2018. "It had been poorly renovated in the 1980s, and had small, dark, closed-off rooms, an unusable basement, and a leaky sunroom," Paul says. The exterior wasn't much to behold either. The walls were clad in crumbling blue stucco, and termites had waged war on the wooden elements. When the couple embarked on an overhaul several months later, Paul — who co-founded luxury design-build firm GV & Co. and has experience remodelling heritage buildings like Union Station — expected surprises. He was not disappointed. "It was almost like demolishing the interior three times over, peeling back layer after layer of drywall and plaster built up over 140 years." →



On top of a period-friendly brick facade that follows local guidelines governing heritage properties, the nine-month renovation delivered an airy, open-concept main floor, an inviting basement and a kitted-out primary bedroom suite. “From the street, it now looks as though it’s always been here, but the second you walk through the door, it feels refreshingly modern,” says Paul. “It’s open and bright, so it feels much larger than it actually is.”

Most notably, though, Paul replaced the back of the house with a tall, square addition that adds envious elbow room inside and – via

windows covering much of its back wall – integrates the breezy new interior with the jewel-box backyard nestled under towering century-old maples. “It adds an incredible modern balance to an otherwise traditional exterior, and draws your eye out to the yard and the unique courtyard beyond,” Paul says.

In the end, almost every square inch of the home was rebuilt. “It’s basically a brand-new house inside an old house,” Paul says. Thanks to his thoughtful approach, this new-old house looks right at home in the 21st century.





“WE WANTED THE KITCHEN TO BE SLEEK, ALMOST LIKE FURNITURE, BUT IT ALSO HAD TO BE FUNCTIONAL WITH TONS OF STORAGE.” — Paul Vouriot



OPPOSITE Über-sleek lighting over the island and dining table helps keep sightlines uninterrupted in the open-concept main floor. Similarly, Paul washed walls, trim and ceilings in gallery white and ran new European white oak flooring throughout to enhance flow. Including loads of built-ins in the redesign allows the pair to hide the clutter of daily life and keep the look minimalistic and clean-lined. The dining room’s Andrew Neyer Astro Mobile chandelier inspired the main floor’s design. “It immediately grabs your attention,” Paul says. “It’s interesting without being overpowering, and it’s made of a variety of materials. We thought it felt like hanging art.” The dishwasher and microwave are integrated into the island.

ABOVE Paul’s vision for the kitchen, which was relocated from the back to the centre of the main floor, was to keep it clean and quiet. So he matched the graphite marble countertop to the oak veneer on the cabinetry, and wrapped the island in white Statuarietto Venatino marble “so it would feel unobtrusive sitting in the middle of the room,” he says. The white marble and black cabinets also riff on the dining room’s showpiece chandelier. The lighting over the island, a custom design by GV & Co., is a simple LED tube on a dimmer. The fridge is integrated into the tall cabinet on the left; the right-hand tall cabinet holds the pantry.

CABINETS, Artcraft Kitchens. **Berenson PULLS**, ADH Hardware. **MARBLE** for countertops, AST Stone. **STOOLS**, CasaLife. **FLOORING**, Stone Tile.



“WE WANTED THE DINING ROOM TO LOOK LIKE A CONTINUATION OF THE KITCHEN SO THAT THE WHOLE AREA WOULD FEEL LARGER.” — Paul Vouriot



OPPOSITE, ABOVE Paul and Keith use the wide black oak sideboard in the dining area wall as their bar. For continuity, its honed graphite marble top matches the kitchen countertops, the ebony-toned base coordinates with the island, and the kitchen’s honed marble backsplash continues here. “By using the same materials for the sideboard, the columns hiding HVAC and plumbing [in each corner] become design features, accented by sconces,” Paul says. Shutters add privacy with little fuss. “We went for something that would appear traditional from the street, but feel more modern on the interior. Café shutters painted out in white with minimal trim did the trick.”

Sideboard **DESIGN**, GV & Co. Sideboard **CONSTRUCTION**, Artcraft Kitchens. Glass and walnut **TABLE**, EQ3. **CHAIRS**, CasaLife. Silver **BAR TOOLS**, Christofle. Sideboard **SURFACE, MARBLE** (on back wall), AST Stone. Decorative **OBJECTS** (on floating shelves), **VASE** (on sideboard), Cynthia Findlay. Astro Lighting white **SCONCES**, Lumens.

Resituating the living room to the back of the main floor allows Paul and Keith to open it right up to the backyard in warmer months. It also capitalizes on the light and views introduced by the expansive new windows. “We infused rooms with a few pops of colour to make them feel fun and inviting,” says Paul. Coat closets are hidden behind touch-latch doors in each corner alongside the back door. “Given the proportions of the house, we worked hard to include hidden storage to make the most of every square inch.”

SOFA, wood-framed **CHAIRS**, wood-top **TABLE**, Elte Mkt. Blue **OTTOMANS**, Home Soci t . Drum table **DESIGN**, GV & Co. Drum table **CONSTRUCTION**, Filo Timo. **TREE**, **PLANTER**, CB2. **ARTWORK** by Claire Desjardins, Canvas Gallery. Patterned **PILLOWS**, Snob. **VASE**, blue **DISH** (on coffee table), Cynthia Findlay.





“WE’RE DRAWN TO CLASSIC MID-CENTURY PIECES, AND WE TRIED TO CHOOSE RAISED FURNITURE THAT CAN BE MOVED AROUND FOR ENTERTAINING.” — Paul Vouriot



ABOVE AND LEFT While the shapely modern furniture is fittingly clean-lined, it features an intriguing variety of textures and tones that bring depth and warmth to the sleek interiors. The TV over the fireplace camouflages itself as art when not in use. Paul delineated the living room within the open-concept main floor through careful placement of art and furniture, and by underpinning it all with the handsome cross-hatch pattern rug. “We used art, pillows and bedding to add warmth, colour and character throughout the house,” he says. Low-slung furniture and uncluttered sight lines help make the 16-by-45-foot main floor feel larger than it is.

CLUB CHAIR, RH. FIREPLACE, Odyssey Fireplaces. **TV,** Samsung.



ABOVE Paul designed the new ensuite to offer different vignettes, from the luxe marble-top walnut vanity to the interplay of the contrasting wall tiles. “It makes the room feel a lot bigger than it actually is because all the different textures are in the same colour range.” A huge new skylight was a splurge, but “totally worth it” for the natural light that fills this interior space.

VANITY CONSTRUCTION, Artcraft Kitchens. **MIRRORS,** EQ3. Mare Bianco marble **WALL TILE** (right), Stone Tile. Wavy **WALL TILE,** Porcelanosa. **PENDANT LIGHTS** by Pablo Designs, LightForm. **FAUCETS,** Ginger’s.

TOP RIGHT AND RIGHT To accommodate the four-piece ensuite plus dressing area (foreground), Paul eliminated a tiny third bedroom on the second floor (and added a new guest bedroom in the basement). “It makes the bedroom feel more like a retreat,” he says. Crisp walnut built-ins house two full-height wardrobes (left), plus a six-drawer dresser (right). Pocket doors between the bedroom and dressing area, and on the WC (back right) add privacy without eating up floor space. Mare Bianco marble flooring runs through both spaces.

MARBLE, AST Stone. Mare Bianco **FLOORING,** Stone Tile. Berenson **DRAWER PULLS,** ADH Hardware. Round **MIRROR,** Electric Mirror. **VASE,** Cynthia Findlay.

The huge windows in the primary bedroom's new back wall afford leafy views of a charming cluster of historical cottages beyond the backyard. "With the new addition, the feel of the house entirely changed," Paul says. "It's light and airy, and opened up to the beautiful greenery outside. But it's a calming light that plays well with the Southern California vibe we created. Keith and I both love that area, so we wanted our bedroom to feel like we're staying at a luxury hotel." Wall-to-wall drapes,

an upholstered bed and plush rug - all in the same soft grey as the walls - imbue a cocooning feel. "It's so calm and relaxing that sometimes it's hard to get out of bed, especially with the blackout drapes pulled."

BED, LAMPS, white **BEDDING,** Home Soci  t  . **BEDSIDE TABLES,** EQ3. **RUG,** Elte Mkt. **DRAPERY FABRIC,** JF Fabrics. **DRAPERY SEWING,** Linen Chest. Vintage **TEXTILE** (as throw), The Door Store. Black and white **PILLOW,** West Elm. **WALL COLOUR,** Cement Gray 2112-60, Benjamin Moore.





“WE PAINTED EVERYTHING WHITE, AND KEPT ALL THE FURNITURE MINIMAL AND OFF THE FLOOR.”

— Paul Vouriot

ABOVE Paul injected coziness and polish in the basement guest bedroom by filling one whole wall with a snug headboard upholstered in a dapper grey herringbone. The panels open to reveal cabinets. The renovation included digging out the basement, which took the ceiling height to eight feet. A large new window (facilitated by a new light well in the front yard) brings in natural light

BED, HEADBOARD, SIDE TABLES, white **BEDDING,** GV & Co. Headboard **FABRIC,** Primavera Interior Furnishings. Yellow **SPREAD,** yellow quilt-style **PILLOWS,** West Elm. **PENDANT LIGHTS** by Pablo Designs, LightForm. Marble dice **BOOKENDS,** The Door Store. **WALL PAINT COLOUR,** White Diamond OC-61, Benjamin Moore.

RIGHT Gently mottled grey tiles in the guest bathroom on the second floor play off the exposed concrete that covers the hallway wall outside this space. “We fell in love with the wall tile,” Paul says, of the tiles. He accented them with avant-garde matte black plumbing fixtures.

WALL TILE, Moscone. **VANITY,** Martec Woodworking. **COUNTERTOP,** AST Stone. **MIRROR,** EQ3. **CONSTRUCTION,** Vast Interiors. Moen **SHOWER-HEAD, SHOWER FAUCET, SINK FAUCET,** PMF Plumbing. **PENDANT LIGHT** by Michael Anastassiades, Flos.

FOR SOURCES, SEE OUR WORKBOOK





Nourish your hair FROM WITHIN — THE SWEDISH WAY



Hair Volume™

Hair Volume™ by New Nordic in Sweden is today the world's best-selling hair nutrient supplement. Hair Volume has received numerous international beauty awards. It contains key hair nutrients like biotin, silicon, and a unique apple extract, with procyanidin B2 growth factors.

With just one tablet a day, Hair Volume helps nourish your hair follicles from within, to help reduce hair shedding while promoting beautiful, healthy and full hair.



Hair Gro™

Hair Gro™ contains many of the same ingredients as Hair Volume but adds a patented and clinically proven tocotrienol complex, extracted from palm fruit. These ingredients have shown to significantly promote new hair growth and increased hair count, in 2 published clinical trials.



Hair Volume™ Gummies

Hair Volume Gummies™ contain the same hair health promoting ingredients as the tablet, but in a delicious apple flavoured gummy. 2 gummies a day is all you need to keep your hair looking its best.



* Based on our Clinical Hair Volume study of which 87% of people would recommend the product Hair Volume. Reference: "Evaluation of a functional food on the quality of the hairs on a panel of volunteers", Study 15E3405, Longjumeau, France. 12.Oct.2018



For Information & Advice:

CALL US:
1-877-696-6734

ONLINE SHOP:
www.newnordic.ca

An interior courtyard garden,
two rooftop terraces and walls of
glass connect this custom home
to the great outdoors.

TEXT EMMANUELLE MOZAYAN-VERSCHAEVE

PHOTOGRAPHY DREW HADLEY

STYLING JULIE DESLAURIERS

NATURE NURTURES





M

anon and Gaétan Bélanger love city life. But with their adult daughters, Gabrielle and Charlotte, out of the nest, their 3,500-square-foot custom home in Montreal's popular Mont-Royal plateau area had outgrown them. "It had become too big," says Manon, an interior designer. So they found a vacant but tiny 25-by-65-foot lot in Rosemont – the plateau's next-door neighbour – and started from scratch, again. They called in Henri Cleinge, architect of the couple's former house, to design the new home's shell, and Manon created the interior. To take full advantage of the small lot, they opted for a three-storey duplex, selling off the main-floor unit and leaving them with a more manageable 2,200-square-foot apartment. "Here, unlike our previous home, we decided to occupy the second and third floors, so that we have more light in height," says Manon. →

GREEN SCENE

OPPOSITE Adding practicality and making a strong aesthetic statement, the natural wood and white-painted bookcases serve as both banister and display space. "These are beautiful elements that energize the space and can be used to display plants, books or decorative objects," says interior designer and homeowner Manon Bélanger.

INTERIOR DESIGN, Manon Bélanger. **ARCHITECT**, Henri Cleinge. Wood and metal **SHELF DESIGN**, Sarah Eve Hébert. **SHELF CONSTRUCTION**, Atelier 13. Bronze **SCULPTURE**, Denise Larochelle. **PLANTS**, Atwater Market.

SETTING THE MOOD

LEFT Manon wanted visitors to feel the spirit of the house at first glance, and her choice of colours and materials for the first-floor entry – white oak staircase, heated polished concrete floors and pale walls – reflects that. "Everything is painted in light greige," she says. "I hesitated at first because I like all white, but this shade is really interesting because it is enveloping and warm." Organically shaped hooks, natural wood benches and a modern steel shelf make the space work.

Painted steel **SHELF DESIGN**, Sarah Eve Hébert. **DECORATIVE BIRDS**, Jamais Assez. **BENCHES**, Coop Établi. **PENDANT** and leather **CUSHION**, **HOOKS**, through Manon Bélanger. **WALL PAINT**, Balboa OC-27, Benjamin Moore. **BAG** and **SCARF**, Anthropologie.



DOWN TO EARTH

Manon kept the sofa, armchair, table and artwork from her old duplex, but switched to new cushion covers, rug and floor lamp to incorporate nature-inspired earth tones and a touch of black steel.

SOFA, Latitude Nord. **CARPET, THROW, EQ3. COFFEE TABLE DESIGN**, Sarah Eve Hébert. **END TABLES**, Maison Corbeil and Jamais Assez. **CUSHIONS**, Vibia **LAMP**, through Manon Bélanger. **ARTWORK**, Dimension Plus. **WALL SHELF, MINI-HAY CHAIR**, Jamais Assez. **VASES**, Crate and Barrel. **GREENERY**, Abaca.



That flood of light is in large part due to a standout feature of this modern space – a courtyard garden at the heart of Manon and Gaétan’s main living area. “We wanted to have a central garden,” says Manon, who loves seeing the seasons change in this open-air room. “As soon as you reach the top of the stairs [that lead to the apartment from the street

level], it’s a wow effect.” It connects them – as do the two decks off the third floor – to the city they love. “Neighborhood life in the city really appeals to us and we are also lucky to have big trees in our street, to be near shops and parks,” she says. City life plus a connection to nature – for Manon and Gaétan, that’s the best of both worlds.



“Occasionally, we have coffee in the interior courtyard in the morning but its main purpose is to bring natural light to the centre of the house.”

HOLDING COURT

The courtyard space brings a view of the outdoors to the interior of the duplex. “It’s an amazing place because it’s open to the sky,” says Manon. “If it rains, we see the rain falling. In winter, it is full of snow, so I put a tree in it with lights. In spring and summer, I put plants there.” She and Gaétan created the modern black-slat wall from 90 pieces of wood that were cut, sanded and tinted on three sides, then assembled into four-by-11-foot panels. The wall brings texture to the space, and echoes the black framing of the windows. The horizontal slats let Manon hang even more plants. “Every time you go down the hall you walk past the glass room and it’s very calming,” she says.

METAL CHAIR AND OTTOMAN, Jamais Assez. **PLANTS AND PLANTERS**, West Elm. Copper **WATERING CAN**, EQ3.



MATERIAL MATTERS

Manon designed the kitchen to be sleek, with discreet but abundant storage. Below-counter storage in the island and along the wall keeps the feeling airy and open, like the rest of the home. The polished concrete floors and marble backsplash and countertop complement the dark island. “The whole island is made of Fénix, a super resistant and matte material,” says Manon. “I chose dark brown for the island and a beige lacquer for the cabinets to create some warmth.”

KITCHEN DESIGN, Manon Bélanger. **CABINET CONSTRUCTION**, Atelier 13. **COUNTERTOPS** and **BACKSPLASH**, Moruzzi. Polished concrete **FLOOR**, AtelierB. **SINK** and **FAUCET**, Ramacieri Soligo. **APPLIANCES**, Signature Bachand, **FRAME** (on wall), Dimension Plus. **BARSTOOLS**, **BOTTLES** of oil, **CONTAINER**, **WHISK** and **TEAPOT**, Jamais Assez. **VASE** and **FLOWERS**, Abaca.



DINING IN

Manon's existing dining room furniture fit right in to the new space. "I just changed the upholstery of the pink chairs to a terracotta tone, but kept the yellow, black and beige chairs," she says. "What I like about this room is that with the big window, it feels like you're in a restaurant." She opted for a custom chandelier with a half-globe at the centre that's designed to hold a plant. "The little black spotlight illuminates the greenery," says the designer. The different shades of the chairs echo the colours in the painting, as does the burgundy steel of the wall-mounted shelf, which was designed to delineate the dining room area.

TABLE, Cab Déco. **CHAIRS,** WOOD **CANDLESTICKS,** Jamais Assez. **VIBIA PENDANT LIGHT DESIGN,** Manon Bélanger. **ARTWORK,** Dimension Plus. **CROCKERY, GLASSES, CARAFE,** EQ3.



"Triple glass doors create an eight-foot-wide opening in the dining room, which overlooks large maple trees — they give the impression of sitting on a terrace."



“The shelves are like a bedside table and offer a change from the expected pair of night tables.”

LIGHT & BRIGHT

The primary bedroom (one of the home's three bedrooms) is the only one on the third floor. Manon brought in steel here, too, in the angular bed frame and shelving unit. Coating them in white created a lighter, softer finish than the grey or coloured steel used elsewhere, and suits the airy light tones that dominate the space. The drapery filters the abundant natural light provided by the huge glass doors that lead to the front terrace.

BED, Bonaldo. **BEDDING, THROW**, Maison Corbeil. **BEDSIDE TABLE, DECORATIVE BIRDS**, Jamais Assez. **WALL LIGHTS**, Homier Lighting. **SHELF DESIGN**, Manon Bélanger. Custom **CURTAINS**, Solis Store. **GREENERY**, Abaca.





SERENE SUITE

A serene atmosphere permeates the ensuite. Matte ceramic floor tiles coordinate with the wall tiles, but Manon alternated matte and glossy finishes on the latter, which creates interesting variation in the reflection of light. “Everything is tone on tone, but I played with the textures,” she says. “The vanity doors have rounded reliefs. Only the taps and the pendant contrast.” They opted for a single-sink, which left plenty of countertop to act as a hair and makeup vanity for Manon. “It also creates a very designer-like asymmetry,” she says.

VANITY UNIT DESIGN, Manon Bélanger. **VANITY CONSTRUCTION**, Oval. **MIRRORS**, Atelier 13. **FAUCETS, BASIN, BENCH**, Batimat. Blu **BATHTUB**, Parva Fabrica. **SOAP**, Ramacieri Soligo. **TILES**, Stone Tile. Vibia **PENDANT LAMP**, through Manon Bélanger. **FLOWERS**, Abaca.



TIME-OUT TERRACE

Restrictions on the size of the third floor interior led to a creative solution. “The idea [was to] extend [the third-floor living space] with terraces,” says Manon. From the primary bedroom, glass doors lead to the back deck, which is a haven of peaceful serenity. In warm weather, inviting armchairs, a patterned rug and a palm tree offer a quiet corner to enjoy treetop views of the back alley and neighbouring rooftops. The steel cladding on the parapet is a cool tone that complements the warm-tone cedar decking.

RUGS, Canadian Tire. **ARMCHAIRS, NESTING TABLES**, Jardin de Ville. **POUF**, Crate and Barrel. **WICKER BASKET DESIGN**, Manon Bélanger.

TAKING THE WATERS

OPPOSITE The front terrace on the street side of the house is accessible from inside via the white oak walkway suspended above the second-floor landing. “It’s nice because guests can go to this second terrace without disturbing us, so we all have our privacy,” says Manon. “A Nordic spa is installed there, the mechanics of which are integrated into the cedar-covered podium. It’s important to plan this type of installation prior to construction because it requires reinforcing the floor,” advises Manon. Deck chairs complete this quiet corner – an oasis in the heart of Montreal.





Cedar decking, loungers and a Nordic spa turn the rooftop terrace into a luxury resort.



An uplifting yet soothing palette and textures drawn from nature unite modern and traditional elements in a busy family home.

TEXT KATIE HAYDEN | PHOTOGRAPHY WILL REID

ON THE *light side*



RIGHT When they first bought the house, Erica and Rob invested in a graceful dining set from Hickory Chair. These timeless pieces were easy to integrate into the new design. Designer Rhiannon Hageman (above) relaxed the look by removing heavy silk drapery, wrapping the room in grasscloth the colour of morning mist, and bringing in a breezy chandelier. “Sometimes, when you change everything else in the space, it allows you to see your pieces as new again,” she says. “This entire renovation was about repurposing and giving this incredible home new life.”

DESIGN, Rhiannon Hageman, Hageman Homes & Interiors. **DINING TABLE, CHAIRS, GREY CABINETS,** Hickory Chair. **FLOWERS,** Hofland. **WHITE VASE,** Barbara Barry. Grasscloth **WALLPAPER,** Schumacher.



“ALL OF THE TEXTILES AND LIGHT FIXTURES HAVE BEAUTIFUL NATURAL ELEMENTS THAT LEND TO THE ORGANIC FEEL OF THE DESIGN.”
– Rhiannon Hageman

LEFT Rhiannon transformed the underused formal living room into a peaceful sitting room where Erica meditates every morning. “I do a lot of creative work in here – planning and thinking about how to accomplish things for the non-profit and setting my goals for the day and the week,” says Erica, who co-founded the non-profit Mentoring Moms. Rhiannon swapped out the heavy cast-cement mantel for a simple white treatment and filled the room with like-minded tones – ivory, cream, greige, sand. “Neutrals are neutral for a reason: they can be layered quite effortlessly for a visual variation,” Rhiannon says. The whimsical Dandelion artwork (made from hand-cut coconut shells) over the fireplace is more than just decorative: “I wanted the eye to be drawn up to the beautiful vaulted ceiling, where we hung the gorgeous natural fixture from Made Goods,” she says.

Wood-framed **CHAIRS**, glass-topped **SIDE TABLE**, Cocoon Furnishings. **FIREPLACE INSERT**, Napoleon. **MANTEL**, Top Notch Cabinetry. **ART** over fireplace, Palecek. **QUARTZ** on fireplace, Caesarstone. **RUG**, Pottery Barn. White **TABLE LAMP**, Circa Lighting. **WALL COLOUR**, Seapearl OC-19, **TRIM COLOUR**, White Dove OC-17, **WINDOW TRIM COLOUR**, Black Jack 2133-20, Benjamin Moore.

There is a special thread running through the serene redesign of this Oakville, Ont., home. It’s not just the breezy textiles or the pearly grasscloth wallcovering. It’s the friendship woven deeply into the fabric of the project. “I babysat for the Weirs when I was in high school,” says designer Rhiannon Hageman. “Our daughter was the flower girl in Rhiannon’s wedding,” adds homeowner Erica Hollingdrake Weir, who lives in the graceful five-bedroom with husband Rob Weir and their teens, Lauren, Lucas and Russ.

That level of comfort was no doubt at play when Erica reached out to Rhiannon back in 2019. “When my husband, Travis, and I opened our design firm, Erica came to me for help with a kitchen renovation,” explains Rhiannon. Quickly, a more intensive redesign was in the works. “We realized there was a lot we could do to help them fall back in love with their gorgeous home,” says the designer about the Cape Cod-style home Erica and Rob had bought from a builder in 2006. →

RIGHT A chic cocktail bench that seems to float on its ethereal acrylic supports sets a luxe, contemporary tone in the front hall. To update the architecture, Rhiannon stripped the dark-stained white oak floors, instantly lightening the entire main floor. Likewise, she swapped out traditional wooden spindles for wrought-iron ones on the railing and painted the existing handrail white. The spindles were some of only a handful of things that made it into a dumpster on this project. “It was really important to me that we minimize waste,” says Erica. “I’m a member of the Green Party and I volunteer with them. So the old kitchen went to Habitat for Humanity. The floors were refinished not replaced. And we just painted all the old windows to match the new ones.”

BENCH by Lee Industries, Cocoon Furnishings. Storage **BASKET**, Pottery Barn. White **VASE**, Accents for Living.

OPPOSITE Double doors into the home office, off the main foyer, frame a view of the artful and airy custom-made desk. “We wanted the view of the beautiful gardens to be the focal point,” Rhiannon says. Throughout the main floor, Rhiannon painted window frames to give the traditional architecture an edgier feel. “A hint of black is always a good thing, even in traditional design,” she says. “It brings a depth and maturity to the space. All-white rooms can feel sterile.” Hageman Homes & Interiors is truly a family affair: Rhiannon’s husband, Travis Hageman (opposite, top), runs the construction side, and her sister, Shaunna Thomas, is the project coordinator.

LAMP, Circa Lighting.





“WE WANTED THE VIEW OF THE BEAUTIFUL GARDENS TO BE THE FOCAL POINT.” – Rhiannon Hageman

To balance Erica's passion for clean-lined modern design with Rob's more traditional tastes, Rhiannon developed a pared-back transitional look inspired by the casual minimalist styles characteristic of Vancouver and L.A. “Erica showed me photos of beautiful glass homes in British Columbia,” says Rhiannon. “While it would have been impossible to recreate those, I looked for ways to modernize this house while still complementing its traditional architecture.”

By repeating a palette of pale neutral fabrics and beachy materials like abaca, white oak and rattan, she imbued a soothing sense of flow between rooms. Stripping the dark stain from the white oak floors lightened the look dramatically, as did overhauling two heavy stone fireplaces. To liven up the quiet spaces, Rhiannon brought in sunny hits of brass and healthy doses of black. “Painting the windows black helps to frame the rooms and adds visual interest,” she says. Playing up the windows also addressed another of Erica's goals: embracing nature. “I'm not really an art person, so I wanted the outdoors to be our art. I grew up on a farm and we just lived outdoors.”

The timing of the redesign, which finished in April 2020, couldn't have been better considering the onset of the pandemic. “It's provided little sanctuaries for each of us,” Erica says. “The living room is my escape. I spend mornings in there meditating and reading before everybody's up.”

Rhiannon relishes Erica's joy. “She gave us a huge opportunity. We'd never done a project this large,” she recalls. Erica says she just relied on her instincts: “I knew there was a risk, but deep in my heart, I knew they'd give us their best. And that's exactly what happened.” And so the thread – woven tight from the start – holds fast.



“IT’S ALL TONE-ON-TONE TO FEEL VERY PEACEFUL. MY MODERN IS WARM, LAYERED AND NEUTRAL INSTEAD OF STERILE AND COLD.” – Rhiannon Hageman

RIGHT The white oak cabinet in the kitchen – Rhiannon and Erica loved the idea of a furniture-style piece to display collections – takes a page from mid-century Scandi design. “Originally, we were going to paint it black, but I realized we needed something softer,” says Rhiannon. It works with the lightened white oak floors that transformed the space, as if a door had opened and the home was filled with fresh air. “I love the look of the white wood,” Erica raves.

CABINET DESIGN, Hageman Homes & Interiors. **CABINET CONSTRUCTION**, Top Notch Cabinets.

OPPOSITE Because the kitchen is somewhat tucked away, Rhiannon felt it was the best place to realize Erica’s desire to go really contemporary. Out went the old Cape Cod look with white Shaker cabinets, and in came flat-panel cabinetry in a ethereal pale grey, a clean-lined island with quartz waterfall counter and matching range hood. “We layered natural colours, wood and stone to bring the room together, and added warmth with the brass in the hardware and light fixtures,” says the designer. “Even though we went darker for the cabinetry colour, the room somehow feels brighter. I think the floors were a big part of that.” Erica’s requisite dose of glam comes in the form of two striking golden pendants over the island. “They feel like pieces of jewellery atop a relatively neutral space.”

CABINET DESIGN, Hageman Homes & Interiors. **CABINET CONSTRUCTION**, Top Notch Cabinets. **CABINET COLOUR**, Classic Gray OC-23, Benjamin Moore. **HARDWARE**, Emtek. **CHANDELIERS**, Arteriors. **BACK-SPLASH**, Caesarstone. **STOOLS**, RH. **RANGE, FRIDGE**, KitchenAid. **FAUCET**, Rohl.







“WE SELECTED
THE BEAUTIFUL
TABLE FOR ITS BASE.
IT LOOKS LIKE A
PIECE OF ART!”
– Rhiannon Hageman

OPPOSITE To make the breakfast area more fetching and functional, Rhiannon brought in a knockout dining table, paired it with shapely chairs clad in wipe-able leather-like vinyl and shifted the table into the centre of the room to anchor the space. A chandelier of wired cocoa beads and simple linen drapes introduce natural texture. “This back wall of the family room spans at least 30 feet. It’s a really large space and it needed some softness,” says Rhiannon. “It would have felt unfinished without the drapery, which also frames out the space and gives it some dimension.”

Bernhardt **DINING TABLE**, Cocoon Furnishings. **DRAPES**, Schumacher. **CHANDELIER**, Made Goods.

BELOW The transformation of the family room was dramatic. “We replaced dark walnut cabinetry and a floor-to-ceiling stone fireplace that looked like it should have been in a chalet with a sleek porcelain-slab fireplace flanked by new black-framed windows, and now the natural light is incredible!” raves the designer. “Part of the beauty of this space is all the greenery outside. We wanted to let that shine without overpowering anything in the room.” The room’s size required sensitivity to scale when choosing and arranging new pieces. “The huge sectional grounds the space and adds plenty of seating for the family to spend time together,” says Rhiannon. “Now it’s this welcoming, cozy family room.” The bold black iron

coffee table balances the light colour furnishings.

SOFA, ARMCHAIRS, Lee Industries. **BASKET**, Pottery Barn. **FLOOR LAMP**, Circa Lighting.

RIGHT “Erica loves a bit of glam, and the powder room was a great place to use Schumacher’s wonderfully chic Queen of Spain wallpaper,” Rhiannon says. Likewise, the brass-lined sconces feel like dressy cuff bracelets. “I’ve always loved fashion,” Erica says. “Growing up, I collected stacks of *Seventeen* magazines. Later, I even worked for Sunny Choi’s fashion house.” Simpler elements like the existing quartz sink, crisp mirror and polished-nickel faucet balance the luxurious finishes.

WALLPAPER, Schumacher. **SCONCE** by Aerin, Circa Lighting. **FAUCET, RH**.



“RESPECTING THE ARCHITECTURAL DETAILS OF THE PROJECT AND FINDING WAYS TO COMPLEMENT THEM WAS IMPORTANT.” – Rhiannon Hageman



LEFT With the existing hardwearing slate floor as a starting point, Rhiannon overhauled the mudroom, designing roomier built-ins finished in a velvety grey that looks great in every light. “The family participates in every and all sport, so each person has their own cubby, and now that the children are teenagers, they need more space for all of their stuff,” Rhiannon says. “We also included drawers for all of Erica’s needs, and as much additional storage as possible. It’s polished, clean and a nice contrast to the light cabinetry in the kitchen, which is just off this room through double doors.” The brass tone of the hardware coordinates with the hardware in the kitchen next door for consistency.

BUILT-IN DESIGN, Hageman Homes & Interiors. **BUILT-IN CONSTRUCTION**, Top Notch Cabinetry. **BENCH FABRIC**, Kravet. **RUG**, Annie Selke.

OPPOSITE When the home was built, Erica created a breezy primary bedroom suite – with its enviable natural light amped up by a serene palette of warm whites – that she’s still in love with to this day. “Layering different whites in the same tones creates a beautiful and peaceful setting,” Rhiannon says. To refresh the look, she brought in ivory drapes and roman shades, new lamps and textural accessories like the dusty rose and purple velvet pillows. “The aubergine felt like a lovely colour to complement all of the ivory and white,” Rhiannon says. A bedside table finished in antiqued mirror adds a hint of sparkle.

Bedside **LAMPS**, Circa Lighting. White **BEDDING**, Cocoon Furnishing. **DRAPES, BLINDS**, Q Design Linen. Wing **CHAIR**, Lee Industries. **BED**, Hickory Chair.



RIGHT The primary ensuite's handsome vanity, with its timeless quartz countertop and traditional raised-panel doors, stood the test of time, and so Rhiannon simply updated details like the sconces and cabinetry hardware. She played up the classic black and white palette by introducing simple black-frame mirrors and a delicate metal bench that echo the dark marble flooring.

BENCH, GLASS GINGER JARS, Cocoon Furnishings. **SCONCES,** Pottery Barn. **TRAY,** Aerin. **PULLS, KNOBS, RH.**

FOR SOURCES,
SEE OUR WORKBOOK



**CUCUMBER MELON
SALAD WITH HERBS**

PAGE 94



Fresh & Fabulous

RECIPES & PHOTOGRAPHY ALEXANDRA DAUM

Canadian-born-and-raised Alexandra Daum blogs about recipes and the health journey that led her to an almost fully plant-based diet at Occasionally Eggs. Here's a sneak peek at some of Daum's favourite veggie recipes from her debut cookbook.



SPRING PESTO PIZZA

SERVES 4

Dough

- ¼ cup warm water
- 1 tsp honey
- 2¼ tsp dry yeast (½ cube fresh)
- 1 cup water, room temperature
- 2 tbsp olive oil, plus more for coating the bowl
- 2 tsp salt
- 2½ to 3 cups spelt flour, divided

Pesto

- 2 cups fresh basil
- 1 cup packed spinach
- 1 clove garlic

- Juice of 1 lemon
- ½ tsp salt
- ½ tsp freshly ground pepper
- 2 tbsp olive oil

Toppings

- 4 cups spinach
- 14 ounces asparagus, halved lengthwise, woody ends removed
- 1 medium leek, cut into ½-inch (1 cm) rounds, dark greens discarded
- 1 medium zucchini, cut into ½-inch (1 cm) rounds
- 2 cups button mushrooms, cut into ½-inch (1 cm) slices
- Olive oil, to drizzle
- Pinch of salt

To make the dough, whisk together the warm water, honey and yeast in a large bowl. Let this mixture rest for 15 minutes. The yeast should bloom and look like foam. Stir in the room-temperature water, oil, salt and 1 cup flour with a wooden spoon. Add the remaining flour about ½ cup at a time, stirring between each addition, until it becomes too difficult to mix. Turn dough out onto a well-floured surface. Knead for 5 to 10 minutes, sprinkling additional flour as needed, until a soft, smooth dough forms. If you have a stand mixer, skip hand kneading; use the dough hook and mixer.

Clean your bowl, then add a drizzle of olive oil to it. Place the dough in the bowl, turning to coat with the oil. Cover with a plate or tea towel and set in a warm, draft-free spot. Let the dough rise for 50 to 60 minutes, or until doubled in size.

While the dough is rising, make the pesto. Add the basil, spinach, garlic, lemon juice, salt and pepper to a small food processor, or use an immersion blender, and blend well. Add the olive oil in a slow stream while blending, until fully incorporated and very smooth.

Preheat the oven to 400°F (200°C).

Divide the dough into two equal pieces, roll out into rough circles about 1 inch (2.5 cm) thick, and place on baking sheets or pizza stones lined with parchment paper. To make the pizzas, top each round with equal amounts of the pesto. Reserve a couple of tablespoons for serving. Divide the toppings among the two rounds of dough, starting with the spinach at the base, followed by the asparagus, leek, zucchini and mushrooms. Top each pizza with a drizzle of oil and sprinkle of salt.

Bake each pizza for 20 to 25 minutes, baking both at the same time if your oven has a convection setting. The vegetables should be tender and the crust golden. Top each pizza with a drizzle of pesto and serve hot. This is best fresh, but keeps well at room temperature for a day and is pretty good cold.

ROASTED RATATOUILLE WITH QUINOA



ROASTED RATATOUILLE WITH QUINOA

SERVES 4

- 2 small red onions, cut into wedges
- 5 cloves garlic, thinly sliced
- 2 small eggplants, halved lengthwise and cut into ¾-inch (2 cm) slices
- 2 small zucchinis, halved lengthwise and cut into ¾-inch (2 cm) slices
- 2 red peppers, cut into 1-inch (2.5 cm) pieces
- 2 cups cherry tomatoes
- 2 tbsp olive oil
- 2 tbsp balsamic vinegar
- 4 sprigs fresh thyme, leaves only
- 2 tablespoons finely chopped fresh oregano, plus more for serving
- 2 cups cooked quinoa

Preheat the oven to 375°F (190°C).

Place the red onions, garlic, eggplants, zucchinis, red peppers, tomatoes, oil, vinegar, thyme and oregano in a large casserole dish or on a rimmed baking sheet. Stir well to mix.

Bake the vegetables for 40 to 50 minutes, or until softened and with darker edges. While the vegetables are roasting, cook the quinoa if it hasn't been cooked ahead of time.

Serve the vegetables hot over the prepared quinoa, topped with additional oregano. This keeps well in a sealed container, refrigerated, for up to 3 days and reheats well.

CUCUMBER MELON SALAD WITH HERBS

SERVES 2 TO 4

- 1 large English cucumber, cut into 1-inch (2.5 cm) pieces
- ½ medium watermelon, cut into 1-inch (2.5 cm) pieces
- ¼ cup fresh thyme leaves
- ¼ cup fresh dill
- ¼ cup fresh oregano
- 3 tbsp olive oil
- 1 tbsp white balsamic or wine vinegar
- ¼ tsp salt
- ¼ tsp freshly ground pepper

Place all of the ingredients in a large bowl, mix well and serve. This will keep well, refrigerated, for a day or two in a sealed container.



SPRING ONION BISCUITS

SPRING ONION BISCUITS

MAKES 8


- 1 tsp apple cider vinegar
- ½ cup non-dairy milk
- 1½ cups light spelt flour
- 1 tbsp coconut sugar
- 2 tsp baking powder
- ¼ tsp baking soda
- 1 tsp salt
- ¼ cup solid coconut oil
- 2 green or spring onions, chopped (or green onions)

Preheat the oven to 375°F (190°C) and line a baking sheet with parchment paper.

Whisk the vinegar into the milk; set aside.

Sift the flour, sugar, baking powder, baking soda and salt into a large bowl. Use your hands or a pastry cutter to rub or cut in the coconut oil to form pea-size crumbs. Stir in the spring onions, then use a wooden spoon to stir the milk mixture into the dry ingredients until just combined.

Form the dough into two equal discs, about 1½ inches (4 cm) thick. Cut each into four wedges. Place on the prepared baking sheet and bake for 18 to 20 minutes, or until golden. Serve warm, if you can. As with any biscuit, these are best eaten fresh, but will keep in a sealed container at room temperature for a couple of days.



Find more healthy, delicious recipes in *Occasionally Eggs* by Alexandra Daum, (Penguin Random House Canada, \$35 hardcover, \$17 ebook).

SOURCE GUIDE

Where to find the products featured on our pages.

A

A + J Métissage
aj-metissage.com

Abaca Florist
fleuristeabaca.com

Accents for Living
accentsforliving.com

ADH Fine Hardware
adhhardware.com

Aerin
aerin.com

Alcorn Home
alcornhome.com

Annie Selke
annieselke.com

Anthropologie
anthropologie.com

Around the Block
aroundtheblock.com

Artcraft Kitchens
artcraftkitchens.com

Arteriors
arteriorshome.com

AST Stone and Flooring
aststone.ca

AtelierB
atelierb.ca

B

Bath Depot
bathdepot.ca

Batimat
batimat.net

Bed Bath and Beyond
bedbathandbeyond.ca

Benjamin Moore
benjaminmoore.ca

Bernhardt Furniture Company
bernhardt.com

Bettencourt Manor
bettencourtmanor.com

Bonaldo Furniture
bonaldo.ca

Bradford Hardware
bradfordhardware.com

C

**C&C Custom Millwork
Cabinetry Inc.**
416-762-4010

Cab Déco
cabdeco.ca

CabanaCoast
cabanacoast.com

Caesarstone
caesarstone.ca

Canadian Tire
canadiantire.ca

Cantin
cantintraditions.com

Canvas Gallery
canvasgallery.ca

CasaLife
casalife.com

CB2
cb2.ca

CF Interiors Rug
cfinteriors.ca

Chapters Indigo
chapters.indigo.ca

Christofle
christofle.com

Cindy B Décor Interior Design
cindybdecor.com

Circa Lighting
circalighting.com

Claire Desjardins Artwork
clairedesjardins.com

Cocoon Furnishings
cocoonfurnishings.ca

Cole's Florist & Garden Centre
colesflorists.com

Coop Établi
etabli.ca

Crate and Barrel
crateandbarrel.ca

Cynthia Ferguson Designs
cynthiafergusondesigns.com

Cynthia Findlay Fine Antiques
cynthiafindlay.com

D

Dash & Albert
annieselke.com

Dimension Plus Artwork
dimensionplus.ca

E

Electric Mirror
electricmirror.com

Elte Mkt.
eltemkt.com

Emtek Hardware
emtek.com

EQ3
eq3.com

Etsy
etsy.com

F

Filo Timo
filo-timo.com

Flos Design Lighting
flos.com

G

Gaston Y Daniela
gastonydaniela.com

Ginger's
gingerco.com

Grace Windows & Doors
gracewindows.com

GV & Co. Design
gozlanvouriot.com

H

Hageman Homes & Interiors
hagemanhomes.ca

Hanstone Quartz
hanstone.ca

Hayes Nulman Design
hn.design

Henri Cleinge Architect
cleinge.com

Hepburn Landscape Contractors
hepburnlandscape.com

Hickory Chair
hickorychair.com

Hofland Flowers
hofland.com

Home Depot
homedepot.ca

Home Société
homesociete.ca

HomeSense
homesense.ca

Homier Lighting
homierluminaire.ca

Huckleberry's Home
huckleberrys.ca

I

IKEA
ikea.ca

Indego Africa
indegoafrica.org

J

Jamais Assez
jamaisassez.com

Jardin de Ville
jardindeville.com

Jazzy Design
jazzyfurniture.com

JF Fabrics
jffabrics.com

K

KitchenAid
kitchenaid.ca

Kravet
kravet.com

L

Latitude Nord
latitudenord.com

Lee Industries
leeindustries.com

Lee Jofa
kravet.com

LightForm
lightformshop.com

Linen Chest
linenchest.com

Lowe's
lowes.ca

Lumens
lumens.com

M

M2 Tile & Stone
m2tilestone.com

Made Goods
madegoods.com

Mainly Baskets
mainlybaskets.com

Maison Corbeil
maisoncorbeil.com

Manon Bélanger Interior Designer
manonbelanger.com

Mar-Tec Woodworking Ltd.
905-761-7555

Matahari Home
mataharihome.com

McGee and Co.
mcgeeandco.com

Minted
minted.com

Moen
moen.ca

Moruzzi Surfaces
moruzzi.com

Moscone Tile
mosconetile.com

N

Napoleon Fireplaces
napoleon.com

O

Ocean Pacific Lighting
oceanpacificlighting.com

Odyssey Fireplaces
odysseyfireplaces.com

P

Pablo Designs
pablo.pablodesigns.com

Philip Mitchell Design
philipmitchelldesign.com

Palecek Artwork
palecek.com

PartyLights-Patio & Outdoor Lighting
partylights.com

Parva Fabrica
parvafabrica.ca

PMF Plumbing
pmfplumbing.com

Porcelanosa
porcelanosa-usa.com

Port Eliot Furniture
porteliot.com

Pottery Barn
potterybarn.ca

Primavera Interior Furnishings
primaverafurnishings.com

Q

Q Design Drapery & Shades
qdesigncentre.com

R

Ramacieri Soligo
ramacierisoligo.com

Renwil
renwil.com

RH
rh.com

Riad Tile
riadtile.com

Rohl Faucets
houseofrohl.com

Rugs.ca
rugs.ca

S

Salttilo Tile
salttilo-tiles.com

Samsung
samsung.com

Schumacher Wallpapers
fschumacher.com

Serena and Lily
serenaandlily.com

Sheridan Nurseries
sheridannurseries.com

Signature Bachand
signaturebachand.com

Silva Custom Furniture
silva4home.com

Sincerely Lindsay Design Co.
sincerelylindsaydesignco.com.

Smash Salvage
smashsalvage.com

Snob
snobstuff.com

Solis Store
solisstore.ca

Stone Tile
stone-tile.com

Style in Form
styleinform.com

T

The Door Store
thedorstore.ca

TOM Design Studio
thisistom.ca

Tonic Living
tonicliving.com

Top Notch Cabinetry
topnotchcabinets.com

Traditional Doors Design and Millwork
traditionaldoor.com

U

Unilock Patio Stone
unilock.com

Urban Fireplaces
urbanfp.ca

V

Vast Interiors
vastinteriors.com

Veradek
veradekshop.ca

Véronneau
veronneau.com

Vibia
vibia.com

Vintage Fine Objects
vintagefineobjects.com

W

Wayfair
wayfair.ca

West Elm
westelm.com

Y

Y&Co.
yocarpet.com





1



2



3



4



5



6

9 outdoor CUSHIONS

Sit back and get comfy this summer with a pillow that brings pattern and colour to your outdoor furnishings.



7



8



9

1 Fermob's Trefle in Honey, \$135, Amara, amara.com. 2 Landscape by Canvas, \$20, Canadian Tire, canadiantire.ca. 3 Sunbrella Light, \$40, Indigo, indigo.ca. 4 Sablon in Munro Green, \$119, Article, article.com. 5 Studio Anansi, \$55, CB2, cb2.ca. 6 Allen + Roth, \$25, Rona, rona.ca. 7 Telcon by Amber Fey, \$58, Renwil, renwil.com. 8 Tropical Leaves, \$23, Bouclair, bouclair.ca. 9 Fringe pillow, \$30, HomeSense, homesense.ca.

CURATED BY

Beauti-Tone

PAINT • PEINTURE

Make a Wish
DR105-1

Coat your walls with the magic of shooting stars. This cool and tranquil colour will create a space that makes all your wishes come true.



From our state-of-the-art facility in rural Ontario, BeautiTone proudly manufactures premium Canadian-made paint products. Available exclusively at over 1,000 Home Hardware stores across Canada.



Available exclusively at Home Hardware and Building Centre locations. Actual paint colour may not be as shown.

Beauti-Tone

PAINT • PEINTURE





GLUCKSTEINELEMENTS

BATHROOMS WITH A SPLASH OF STYLE.
GIVE YOUR BATHROOM STYLE A CLEAN START.

Exclusively at



[homedepot.ca](https://www.homedepot.ca)